

UNIVERSITY OF MISSOURI
BOARD OF CURATORS SPECIAL MEETING



May 15, 2019
Columbia, Missouri
TelePresence/Teleconference

Originating:

Ellis Library TelePresence Center, MU, Columbia, MO

Remote Locations:

Curtis Laws Wilson Library 201A, Missouri S&T, Rolla, MO
University Center Room 61, UMSL, St. Louis, MO
Administrative Room 210, UMKC, Kansas City, MO

Toll Free Dial-In Number: **888-606-4788**

Participant Password: **177492**

AGENDA

BOARD OF CURATORS SPECIAL MEETING – Public Session

1:00 P.M. Call to Order – Chair Sundvold

Roll call of the Board of Curators

1:05 P.M. Finance Committee

Action

1. Fiscal Year 2020 Tuition and Required Fees, UM
2. Fiscal Year 2020 Supplemental and Other Related Enrollment Fees, UM
3. Project Approval, Translational Precision Medicine Complex (TPMC)

General Business

Action

1. Resolution, Executive Session of the Board of Curators Meeting

Action

2. Adjourn, Board of Curators Special Meeting, Public Session and Committee Meeting

2:00 P.M. Board of Curators Special Meeting – Executive Session
(time is approximate)

The Board of Curators will hold an executive session of the meeting on May 15, 2019, as needed, pursuant to Section 610.021(1), 610.021(3), 610.021(12), and 610.021(13) RSMo, for consideration of certain privileged communications with university counsel, personnel and contract items as authorized by law and upon approval by resolution of the Board of Curators.

Fiscal Year 2020 Tuition and Required Fees
UM

Following is a summary of FY 2020 tuition and fee recommendations which are being presented for approval at the May 15, 2019 Board meeting. The University of Missouri's FY 20 tuition and fee recommendations present a balance of the University's commitments to student affordability, producing more college graduates who join the state's highly skilled workforce, and providing quality academic programs at a competitive cost.

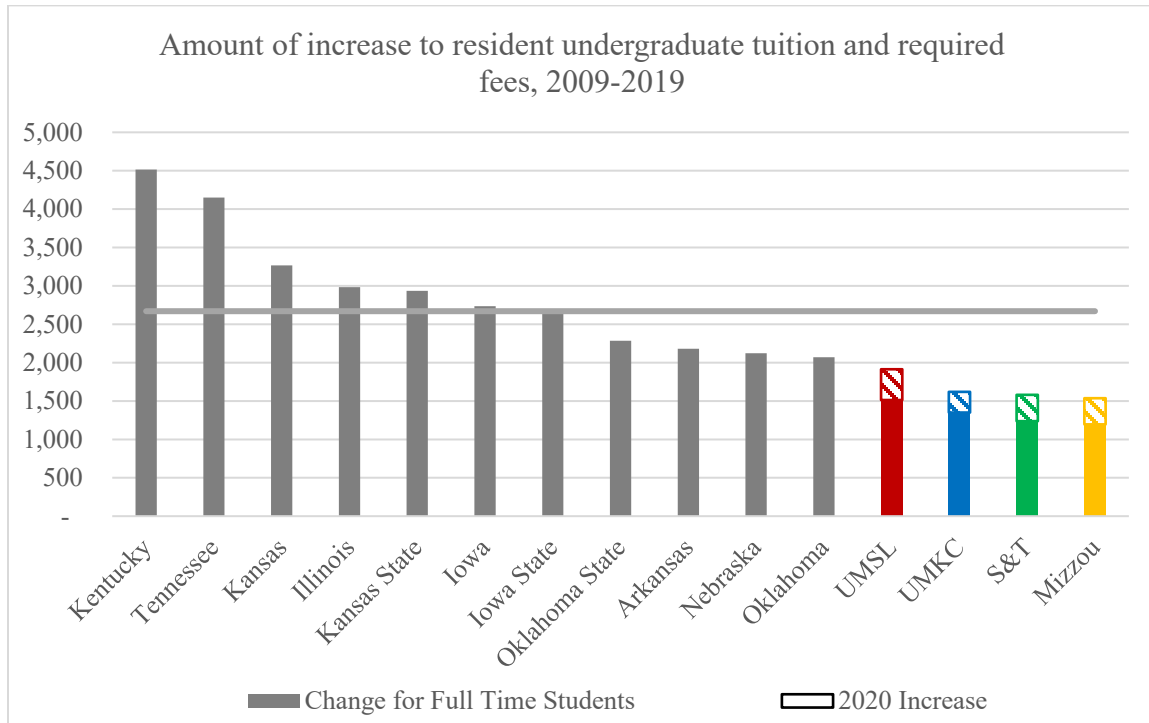
Over the past five years, University of Missouri undergraduate resident tuition rates have increased by 1.2% per year on average while inflation has averaged 1.5% over the same timeframe.

The increase in FY 19 undergraduate resident tuition was 1%. The proposed increase this year represents inflation for the last two years plus 2% for an effective increase of 5%.

Undergraduate resident tuition rates are proposed to increase by the Higher Education Student Funding Act (HESFA, SB 807 & 577) allowable percent of 5.6%. Approved rates will be charged to students but then reduced by a waiver. The effective increase for students will be 5% as compared to the maximum allowable increase of 6.7%.

	Per Credit Hour Rate			Academic Year Assessed	Change on Assessed	
	To Be Approved	Waive Amount	To Be Assessed		Per Credit Hour	Percent
MU	\$304.00	\$5.00	\$299.00	\$8,970	\$14.20	5.0%
UMKC	\$299.70	\$4.90	\$294.80	\$8,844	\$14.02	5.0%
S&T	\$304.00	\$4.90	\$299.10	\$8,973	\$14.30	5.0%
UMSL	\$369.30	\$6.10	\$363.20	\$10,896	\$17.30	5.0%

Even with increases, University of Missouri institutions remain lower than total increases in tuition to surrounding states over the last decade:



A 1% increase in resident undergraduate tuition rate generates \$2.6 million gross tuition revenue or \$2.0 million in net tuition revenue. Undergraduate nonresident and graduate tuition rates are proposed to increase from 3.3% to 5% except for S&T nonresident graduate rate.

	Nonresident Undergrad	Resident Graduate	Nonresident Graduate
MU	5.0%	5.0%	5.0%
UMKC	5.0%	3.3%	3.3%
S&T	3.9%	3.9%	0.0%
UMSL	5.0%	5.0%	5.0%

UMSL is proposing to extend Illinois resident rate to graduate students.

Professional school tuition rates are proposed to increase from 1.1% to 8% depending on the program.

Required fees are proposed to increase by 1.5% for MU, 8.9% for UMKC, and 2.7% for S&T. The 8.9% UMKC increase includes a student approved new Library fee and the 2.7% S&T increase includes a student approved Student Services Fee increase. Without these student approved increases, both UMKC's and S&T's remaining required fees increase by inflation.

No. 1

Recommended Action - Fiscal Year 2020 Tuition and Required Fees, UM

It was recommended by the respective Chancellors, endorsed by President Choi, recommended by the Finance Committee, moved by Curator _____ and seconded by Curator _____, that the attached schedules of rates for tuition, information technology fees, and student activity, facility and service fees, be approved, effective with the 2019 fall term.

1. Tuition and information technology fees as shown in the attached schedules and described in the Board materials be approved and become effective beginning with the 2019 fall term. Specifically this includes:
 - a. Tuition rates to increase as follows:
 - i. Resident undergraduate tuition to increase by 5.6%. For fall 2019 and spring and summer 2020 terms, resident undergraduate students will be assessed the increased rate of 5.6%. The President is directed to use his authority under CRR 230.010.C to waive tuition so resident undergraduate students pay an increased rate of 5.0% provided the President may withdraw such waiver and require payment at the increased rate of 5.6% in the event state funding received is not at least FY 19 core of \$403.8 million. In future fiscal years, the full 5.6% increase may be assessed without any waiver or other discount.
 - ii. Nonresident undergraduate and graduate tuition rates are proposed to increase from 3.3% to 5% except for S&T nonresident graduate rate with a zero increase.
 - iii. S&T will increase international undergraduate tuition by 3.9%. Tuition for international graduate students will not be changed.
 - iv. UMSL Illinois undergraduate tuition to increase by 5.6%
 - v. UMKC Kansas and Heartland undergraduate tuition to increase by 5.6%.
 - vi. Professional school tuition to increase from 1.1% to 8% and the conversion of MU Physical Therapy from a graduate to a professional program.
 - vii. UMSL will extend the Illinois resident rate to graduate students.
 - b. Information Technology fee will increase by CPI of 1.9% at MU and UMKC and by 4.8% at S&T.

May 15, 2019

2. Student activity, facility and service fees as shown in the attached schedule and described in the Board materials be approved and become effective beginning with the 2019 fall term.
3. Effective beginning with the 2019 fall term, the Board of Curators revokes and repeals all previous tuition and required fee schedules and adopts the attached tuition and required fees rate schedules. The Board finds such action to be necessary for the maintenance and operation of the University.

Roll call vote Finance Committee: YES NO

Curator Brncic
 Curator Chatman
 Curator Layman
 Curator Steelman

The motion _____.

Roll call vote of Board of Curators: YES NO

Curator Brncic
 Curator Chatman
 Curator Farmer
 Curator Graham
 Curator Layman
 Curator Phillips
 Curator Snowden
 Curator Steelman
 Curator Sundvold

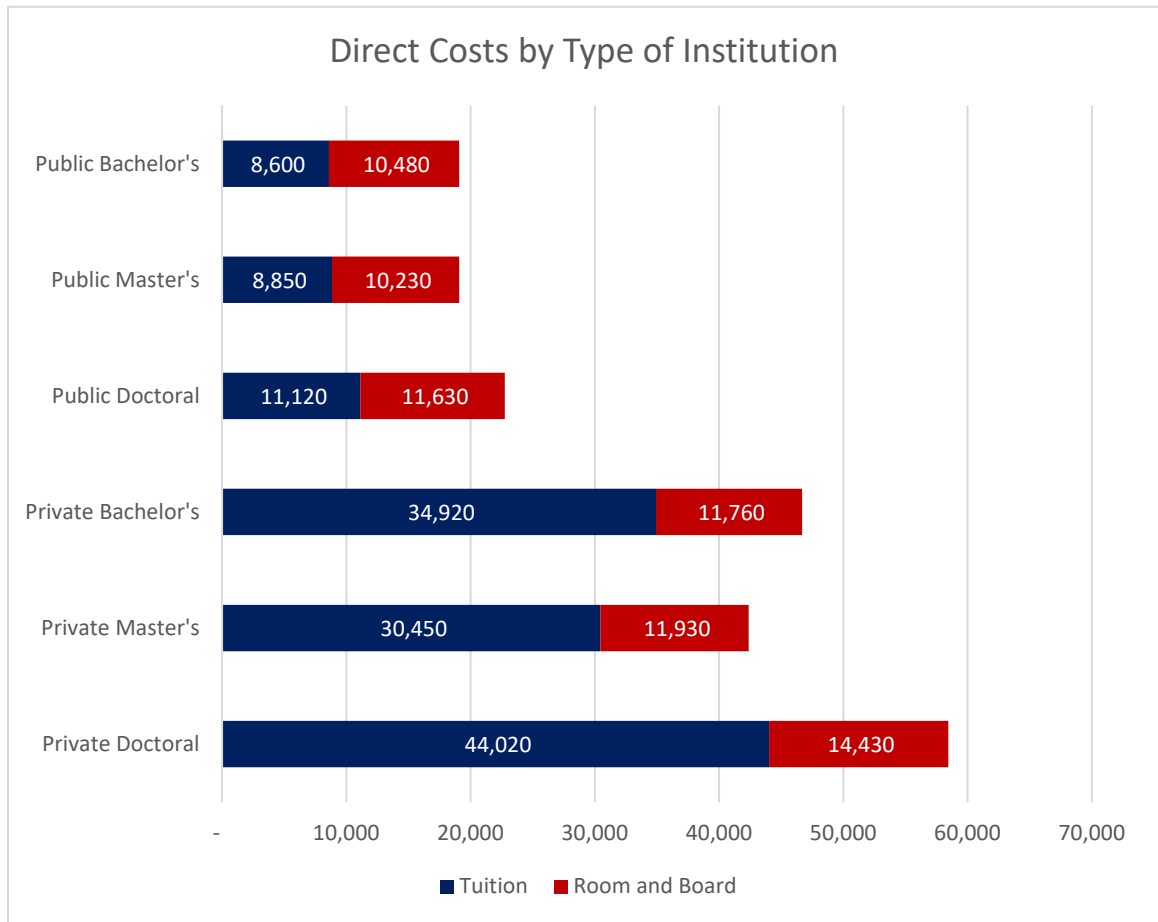
The motion _____

Market Trends in Tuition

The pay gap between those with a college degree and those without has never been larger. In 2017, the \$119,120 median income for families headed by a four-year college graduate was more than twice the median income for families headed by a high school graduate. Bachelor's degree recipients age 25 to 34 had median earnings 65% (\$18,630) higher than those with high school diplomas in 2017 (U.S. Census Bureau, 2017 Income Data, Table PINC-03). Based on a study by Georgetown University, not going to college can cost an individual upwards of \$1 million in foregone earnings after accounting for the cost of the education.

Overall, public higher education remains priced at a significant discount compared to its private counterparts in the latest data from the College Board.

Figure 1: Cost of Degree by Institution Type



Source: College Board *Trends in Pricing 2018*, source is Fall 2016 Prices

In addition to pricing variances between public and private institutions, prices also vary by type of degree granted by the institution. In general, doctoral granting institutions charge undergraduate students higher rates of tuition than bachelor's or master's degree granting institutions. Doctoral institutions tend to be more research-intensive universities with

higher-level degrees, even at the undergraduate level. Doctoral institutions typically grant a higher proportion of degrees in higher cost fields such as medicine and engineering, with a more research-intensive focus. Degrees from a research institution prepare the workforce for the new higher tech economy and job market and generate the most earnings for the degree holder.

Over the past decade, the College Board found spending and investment trends at doctoral institutions significantly outpaced spending at other four-year universities and two-year community colleges. Over the same time, public doctoral institutions were able to increase tuition twice as much as bachelor's colleges. On average, the College Board's *Trends in College Pricing* found prices at public four years increased by \$280 over 2017-2018 prices. For the same time-period, University of Missouri increased prices by \$269.

Cost of college is about more than just tuition. In addition to tuition and fees, students incur costs of books and supplies and costs of living they may not otherwise be able to fund while going to school full-time. Note in Figure 1; costs of living are not significantly different between public and private institutions, whereas cost of tuition and fees is nearly 1/3 less at public institutions than their private counterparts. *At public institutions, cost of tuition only accounts for 40% of the costs of education. At private doctoral institutions, tuition can account for 75% of the total costs of education.* Tuition funds the core of a student's education and at public institutions; it is less than half of the cost of the education. Cost of education is about more than just the tuition, these other costs of living can accrue into student loan balances.

In addition to non-academic costs of obtaining a degree, the other element that drives cost for students is the amount of time to complete their degree. Not only does the student pay additional living expenses for additional time spent earning a degree, they also forego earnings if their college degree takes longer than expected. Among students who began their studies full time at a four-year institution for the first time in 2010, 41% had completed a bachelor's degree at their first institution after four years and 60% had completed a degree after six years (NCES, Digest of Education Statistics 2017, Table 326.10). Relying on data from the National Student Clearinghouse, Trends in College Pricing 2018 reports students who completed bachelor's degrees in 2014-15 were enrolled for an average of 5.1 full-time academic years and those who completed associate degrees were enrolled for an average of 3.3 years.

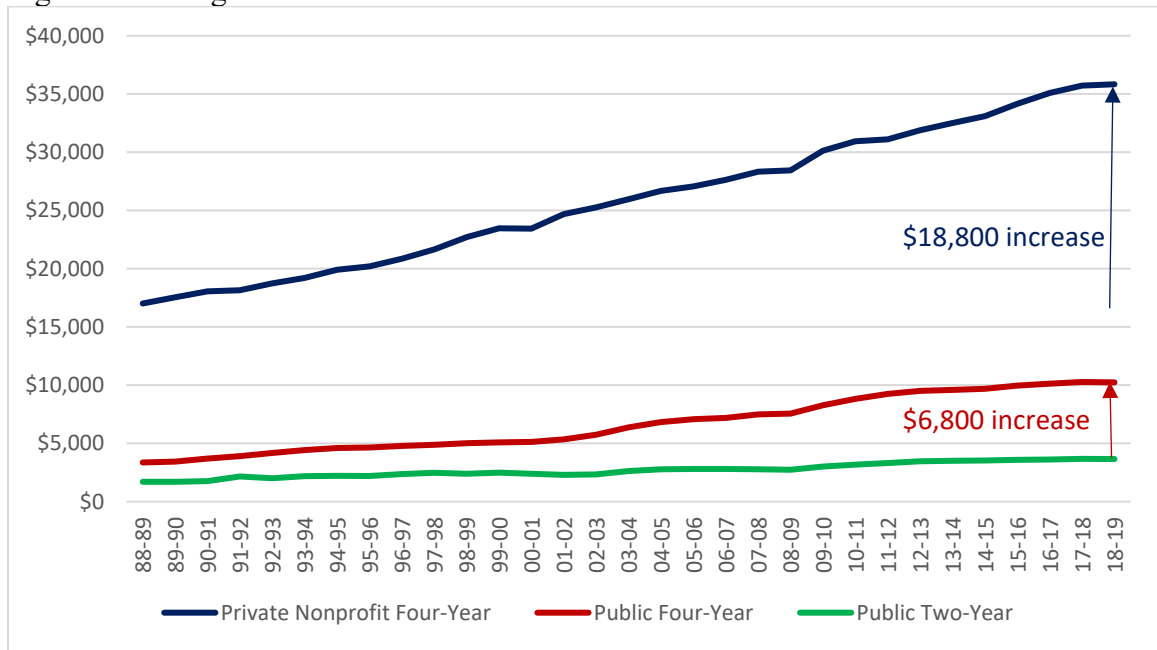
Industry Trends in Pricing

Nationally, the price of a college degree has increased significantly over the past decade. Between 2006 and 2016, inflation adjusted increases in net tuition revenue per student at public four-year institutions ranged from 20% at public bachelor's colleges to 42% at public doctoral universities. Over the same period, University of Missouri increased net tuition per FTE student by 19% when adjusted for inflation. When coupled with declines in state support from the great recession, total resources per student remained relatively flat (up 2% at doctoral institutions, down 5% at the University of Missouri). A large part of the increase in tuition is due to a shift in the mix of in-state versus out-of-state students,

with the share of in-state students as a percentage of total enrollments dropping from 83% in the fall of 2006 to 78% in the fall of 2016. At the University of Missouri, Missouri residents comprised 86% of enrollment in fall 2006 and 81% of enrollment in fall of 2016.

Even though cost of a public education has increased, costs at private institutions have increased at a faster rate in gross dollars:

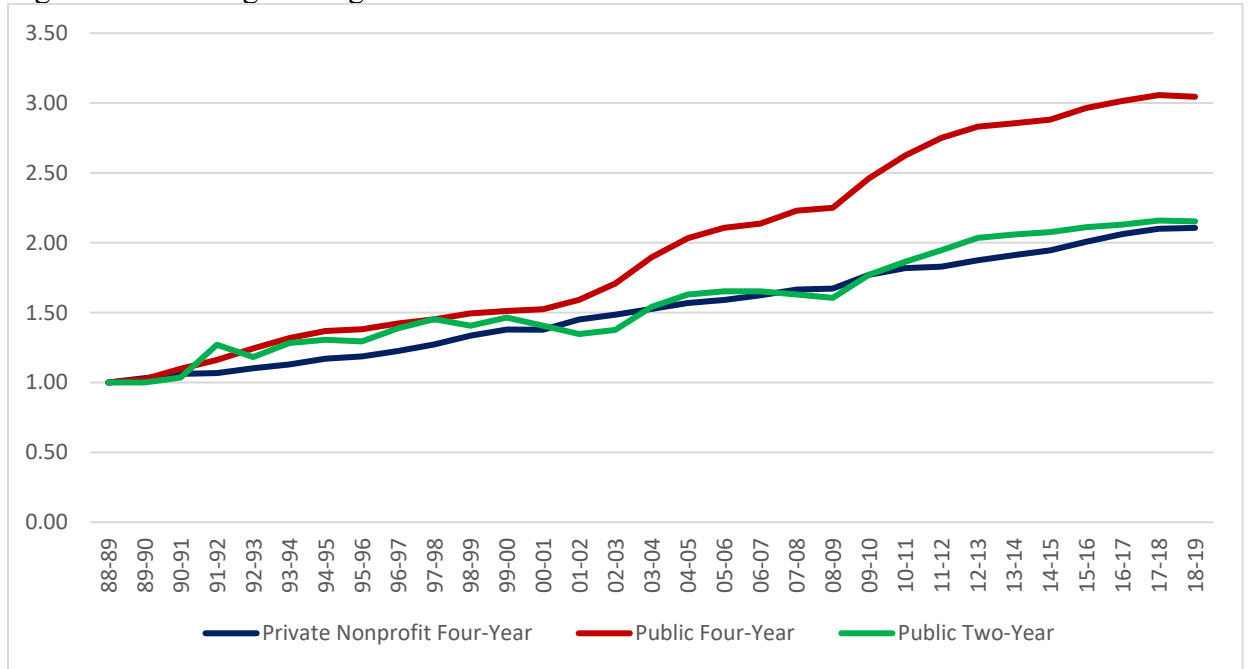
Figure 2: Average Tuition and Fee Prices



Source: College Board *Trends in Pricing 2018*

Figure 2 shows growth in the total price graphed in dollars. The graph demonstrates private higher education was more expensive to start than public colleges, and private institutions increased prices much higher than public institutions in dollars. Even though public higher education may have increased at a faster rate over the base, the base was much smaller to begin with and remains significantly below the cost of private institutions. Understanding the relationship between pricing variances between publics and privates remain important as public institutions compete in the market with private institutions for both best students and best faculty and research programs.

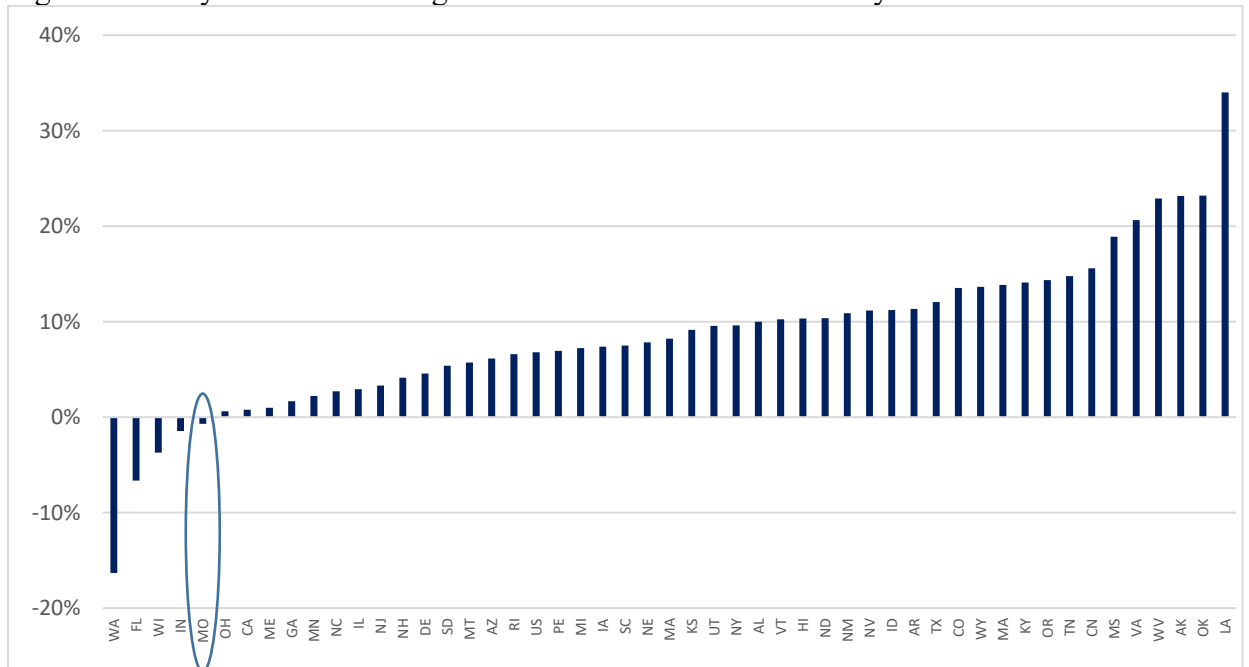
Figure 3: Percentage Change in Tuition



Source: College Board *Trends in Pricing 2018*

Figure 3 demonstrates the same data as previous chart, but shown in percentages instead of dollars. Public four years did increase tuition as a percentage much higher than privates, but they did not increase more than private institutions in dollars. Figure 3 demonstrates the danger in only presenting percentages in telling a story.

Figure 4: Five-year % Real Change in Tuition and Fees at Public 4-years



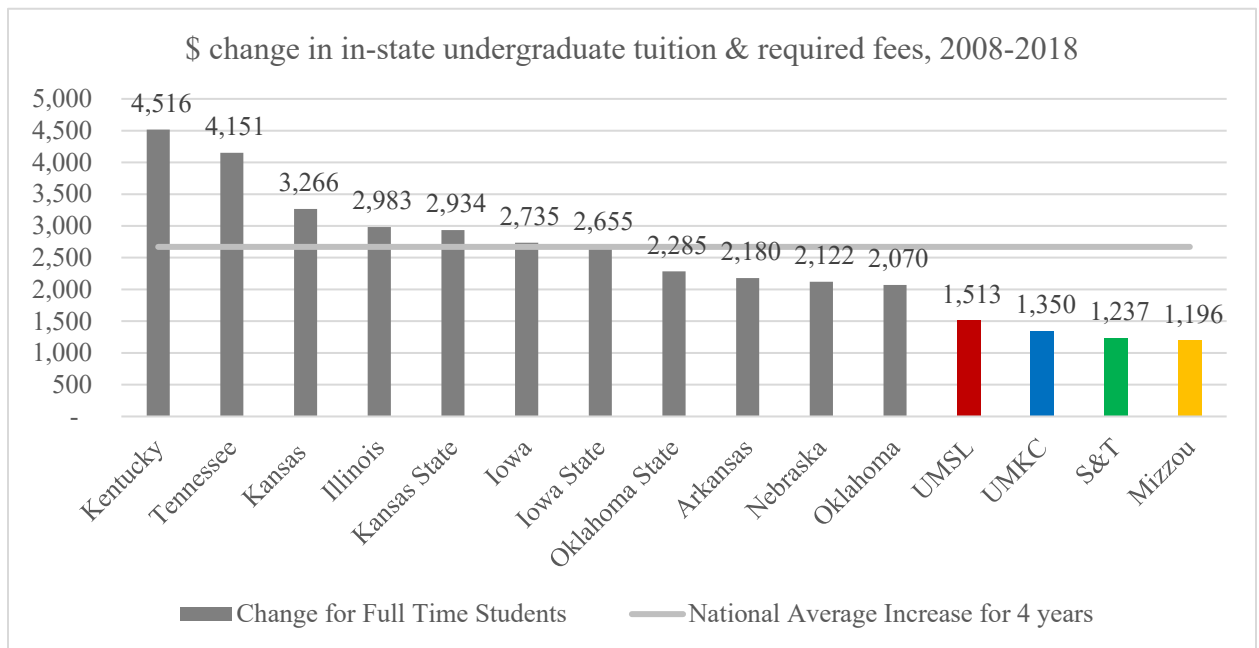
Source: College Board *Trends in Pricing 2018*

Missouri is also one of five states with a negative change in tuition and fees charged from 2013-2018 after adjusting for inflation. Figure 4 represents all four-year colleges in the state, meaning all public students are blended into these numbers. Over the past five years, tuition at MU has increased by 1.2% per year on average while inflation has averaged 1.5% per year over the same timeframe.

Public Research University Pricing Context

The preceding sections showed information for entire states and blended all four-year institutions together, the following section will compare pricing based on type of institution. As noted above, there is significant variation in pricing based on type of institution, with research and doctoral universities charging significantly more than their counterparts who issue bachelor’s or master’s degrees as the highest offering.


Figure 5: 10 Year Average Annual Increase in Tuition



Source: Office of Finance Research, UM amounts include assessed in-state undergraduate tuition

Figure 5 compares undergraduate resident tuition and required fees to surrounding state’s flagship and land grant universities. The ten-year average increase nationally was \$2,670 compared to UM’s \$1,196 to \$1,513 increase. Most institutions increased tuition by more than \$270 annually. On a percentage basis, most of the surrounding state institutions increased tuition by 3.3% annually over the past decade while UM was closer to 1.8% average annual increase. While the 1.5% variance seems small in a given year, the impact of the variance compounds over time. Over a decade, the compounded impact of the annual difference in rates noted above is nearly a 15% decline in tuition over competitors.

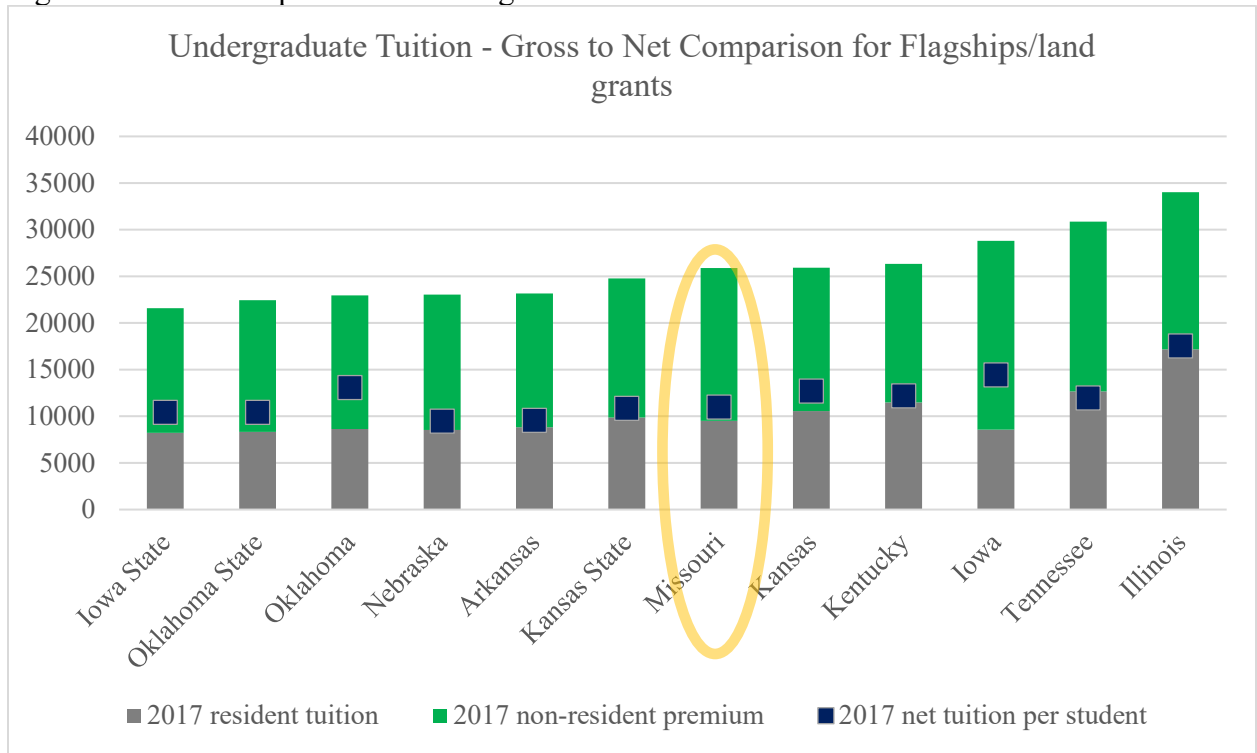
Figure 6: Undergraduate Resident Tuition for Surrounding States



Source: Office of Finance Research, based on 24 credit hour minimum for full time student designation

Figure 6 shows comparison of tuition and required fees for resident undergraduates to flagships and land grants from surrounding states. The UM institutions remain grouped close to mid-point for pricing compared to surrounding states. Average resident tuition for surrounding states is \$8,987. Each UM University is below that average for Fall of 2018.

Figure 7: Relationship Between Pricing and Net Revenue Per Student



Source: IPEDS FY2017 pricing and financial information

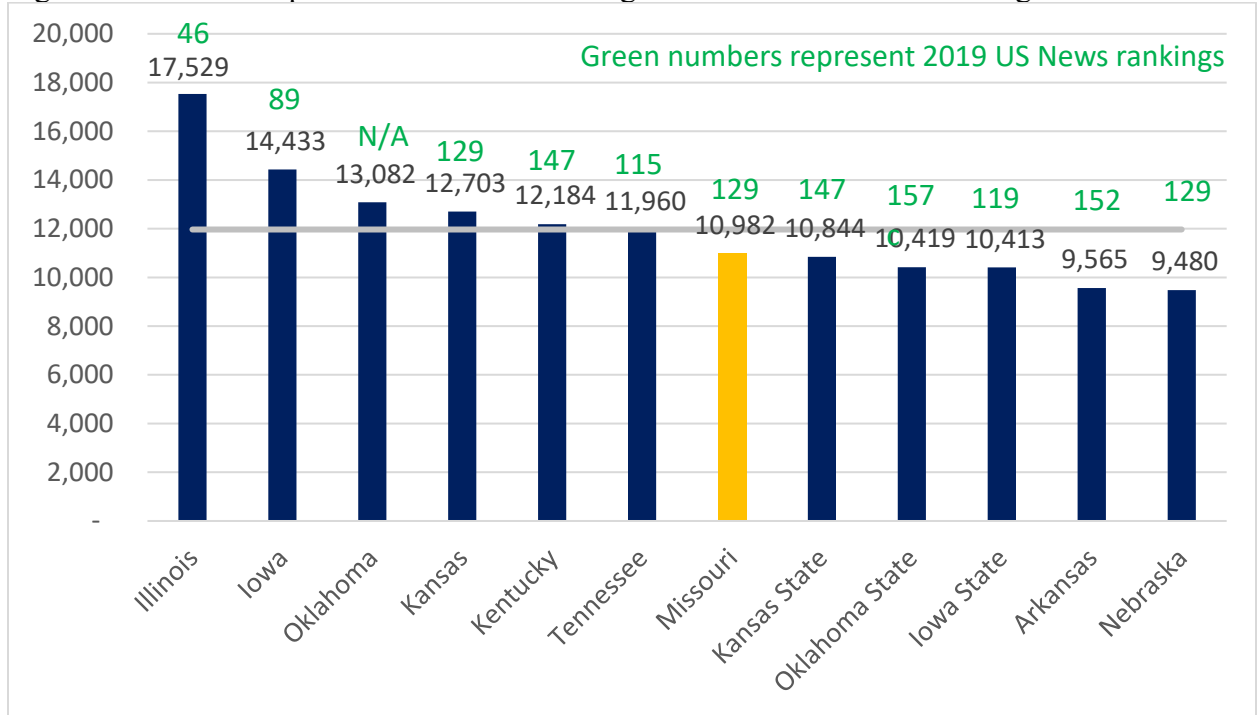
Figure 7 depicts the difference between gross tuition (bars) and net tuition (square points). Gross tuition is equivalent to the sticker price for the institution and both resident and non-resident rates are listed. The non-resident rate is a proxy for the market price of tuition, as those rates are generally set at public institutions to maximize revenue from that population of students. Note; when non-resident tuition is considered, University of Missouri is slightly above average compared to surrounding states.

Net tuition per student represents actual amount of tuition paid to the institution per student after accounting for any institutionally funded discounts. Net tuition per student represents what students are actually willing to pay for education. Note; net tuition per student blends resident and non-resident rates across degree types (undergraduate, graduate, and professional). On an aggregate basis, net tuition provides a good representation of resources paid by students for their education. Net tuition per student also provides an indication of average market price, but with distortions where public policy may limit tuition and create subsidies. It is also important to note a public institution's goal may not be to maximize net tuition per student, but rather, utilize net tuition to accomplish its public policy goals.

Public Research University Resources, Quality, and Employment

Net tuition per student provides proxy for resources the private market provides to institutions. As described in previous board mailings, state support and net tuition provide key resources to fund missions of public research universities.

Figure 8: Net Tuition per Student to Surrounding States with US News Ranking

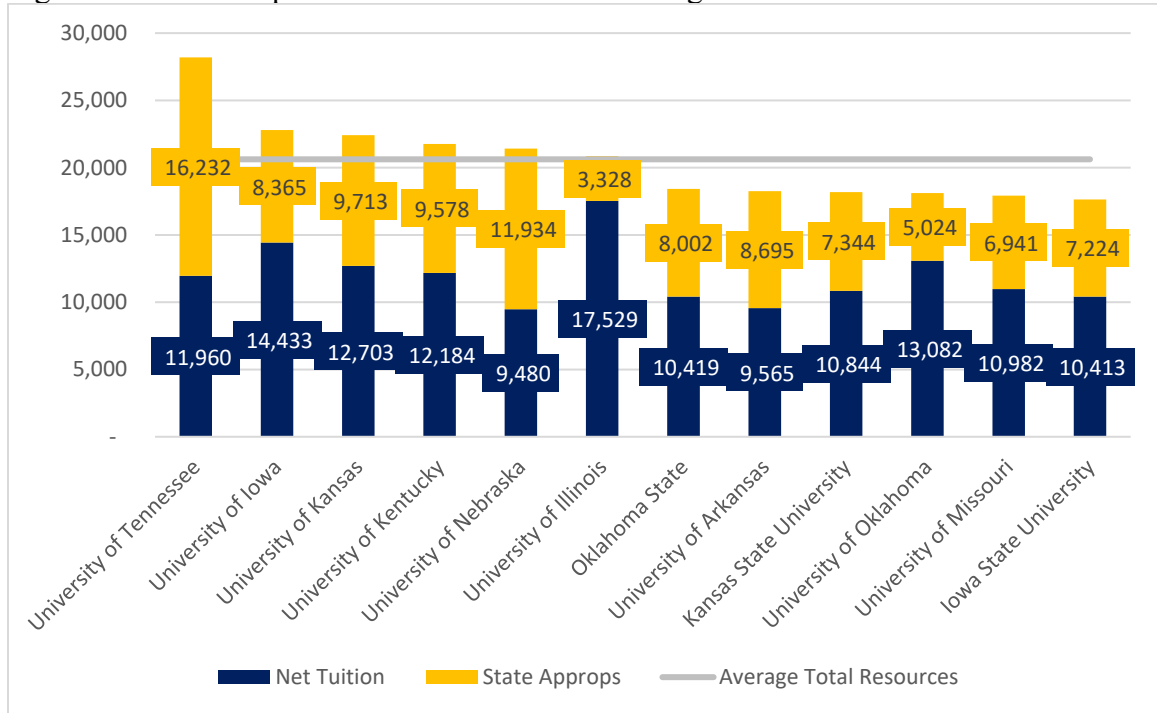


Source: IPEDS finance and enrollment and 2019 US News & World Report College Rankings

Figure 8 demonstrates the University of Missouri is in the middle of surrounding states in net tuition per student. While maintaining a position close to the middle, University of Missouri is still \$1,000 less than average on net tuition per student. Only three institutions outrank University of Missouri from surrounding states in the latest survey. The above chart demonstrates University of Missouri delivers a quality education for a good out of pocket cost for students.

Resources per student represents net tuition (tuition and all fees after deducting institutional discounts) and state appropriations divided by full time equivalent students. Resources per student measures the relative amount of funding available to educate a student, as state appropriations and tuition revenue encompass funding available to run the University’s core academic mission.

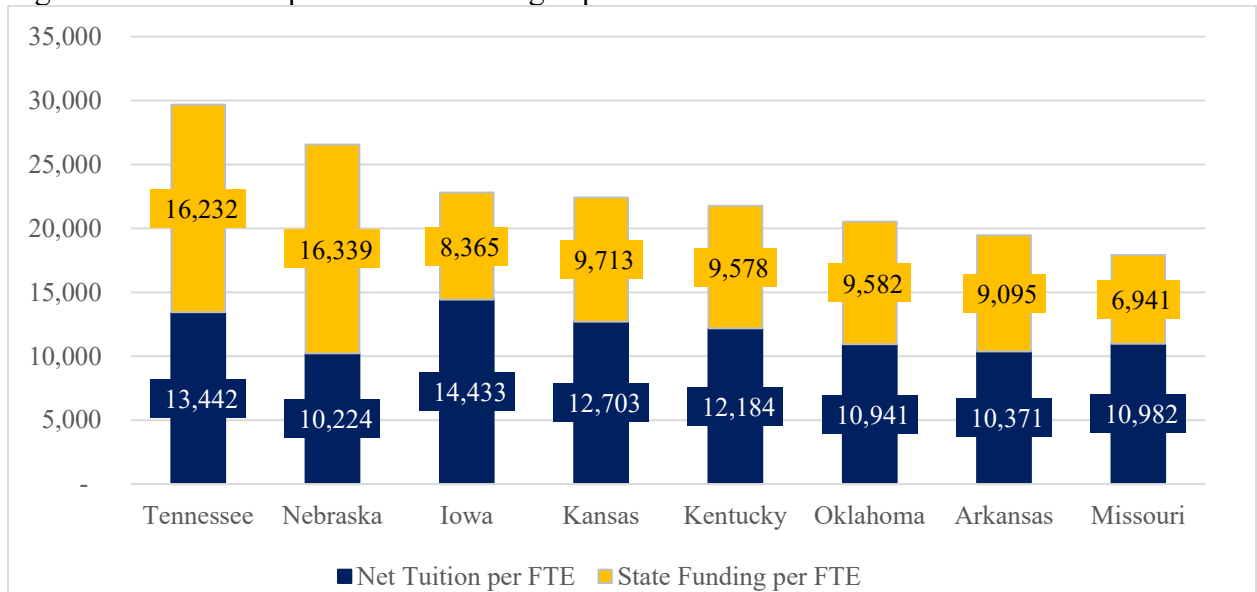
Figure 9: Resources per Student – MU to Surrounding States



Source: IPEDs 2017

Figure 9 shows state support and net tuition per student for FY 18 for Missouri compared to flagships and land grants from surrounding states. Only Iowa State has lower net tuition plus state support per student than University of Missouri. Overall, University of Missouri’s resources per student are 13% less than the surrounding state average for these institutions. Note; net tuition on this chart is the amount of charges less institutionally funded discounts and includes out of state tuition, which is different than pricing charts outlined above. While University of Missouri is not lowest on either net tuition per student or state support per student, the University is in the bottom half of both measures when compared to surrounding states.

Figure 10: Resources per Student for Flagships and Medical Schools

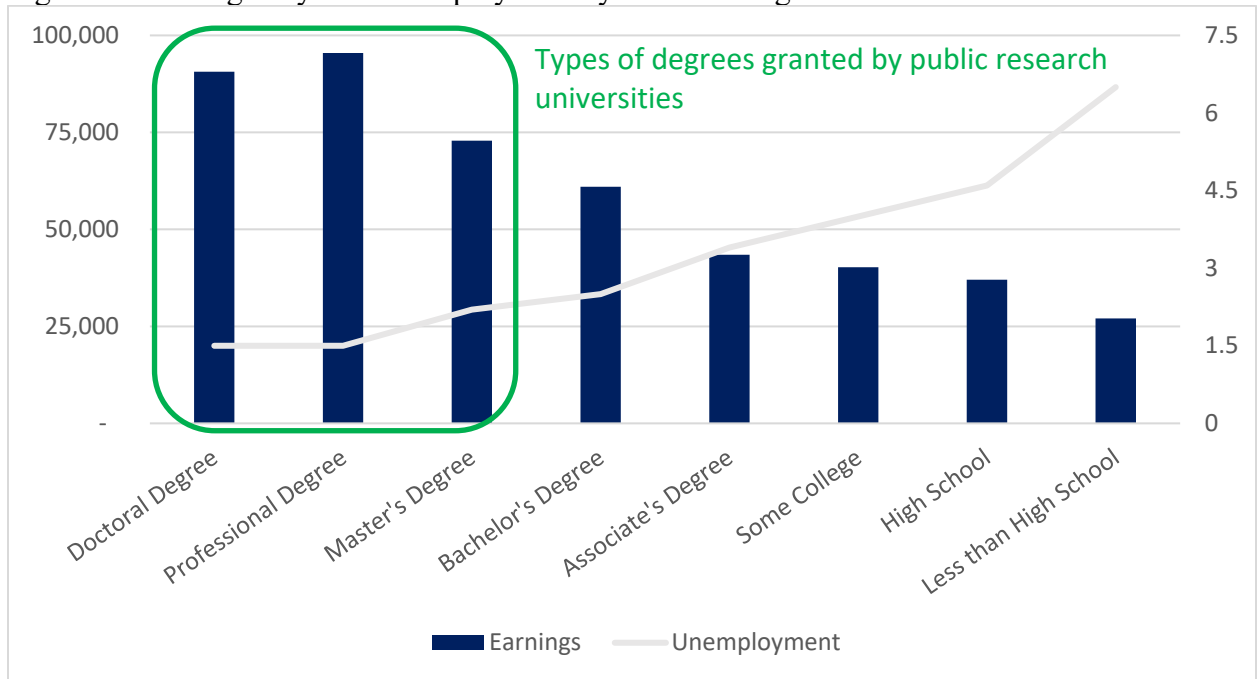


Source: IPEDS 2017 Finance Data

Figure 10 shows net tuition per student plus state support per student for universities from surrounding states with medical schools. Note; Illinois is excluded because its medical school is located with University of Illinois in Chicago. Tennessee, Nebraska, Oklahoma, and Arkansas have a separate medical university located in the major metropolitan area for the state. For comparison purposes, these medical universities were combined with the flagship institution to generate an institution with a similar look to MU.

Figure 10 demonstrates MU’s resources are significantly lower than surrounding states for institutions with a medical school. Medical schools play a significant role in driving research of public research universities. Over half of research dollars competitively awarded by the federal government are in Life Sciences, with majority of Life Sciences relating to medicine. As discussed in previous finance briefings to the Board, research requires investment and subsidization; the source of this subsidization at public institutions is generally in the form of state support and tuition.

Figure 11: Average Pay and Unemployment by Level of Degree Earned



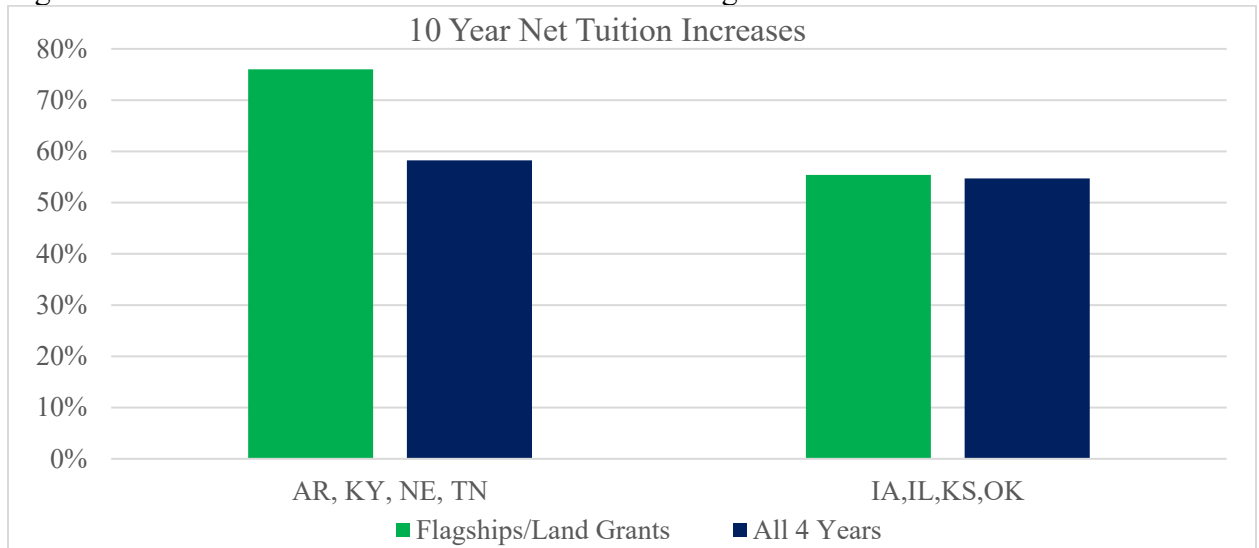
Source: Bureau of Economic Analysis

Figure 11 shows national average earnings and unemployment for the US workforce by type of degree earned. As individuals earn more education, average earnings increase and unemployment decreases. Average earnings are best for individuals with a doctorate or professional degree. University of Missouri System is the only source of public professional degrees for Missouri. These are also the most expensive degrees for higher education institutions to confer and struggle the most under tuition or state appropriation resource constraints.

Tuition Trends and Economic Impact

Over the past decade, border states to Missouri have experienced varying degrees of success in growing both employment and incomes. Public research universities play a significant role in a state's economy, providing the educational foundation for jobs at the top-end of the labor market.

Figure 12: Four States Differentiated Net Tuition Pricing



Source: 2007 and 2017 IPEDs Finance for all public institutions in each state

Figure 12 depicts differences in net tuition increases for border states. States on the left hand side of the chart increased net tuition at their flagships and land grants at a faster rate than tuition increases at other four years in the state. States on the right hand side of the chart saw similar increases to both four years and their flagships/land grants. Note; all states on this chart increased tuition at a significantly faster rate than the 28% growth at Missouri public four year institutions.

Figure 13: Growth in Personal Income

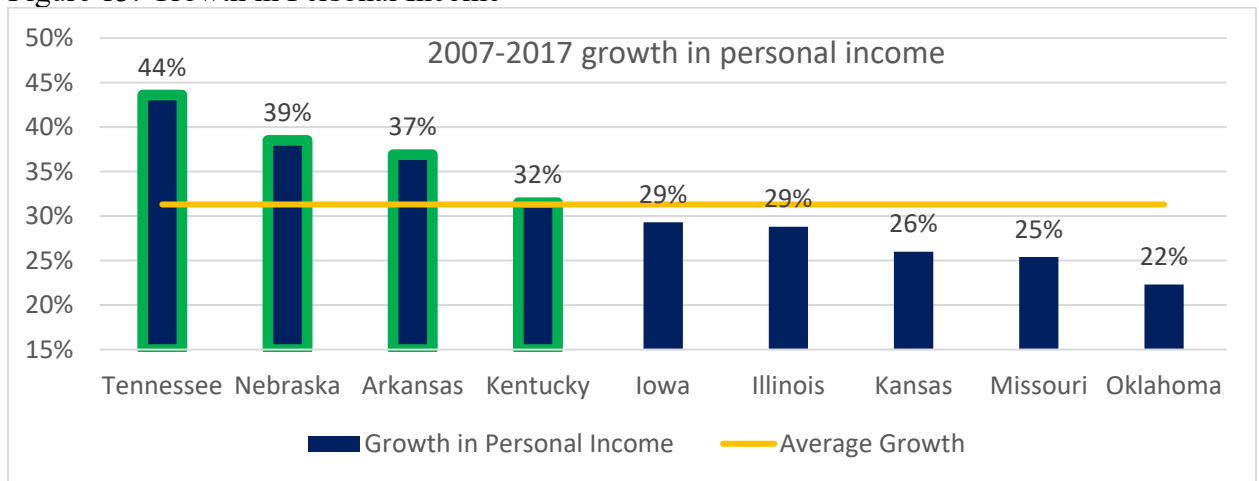


Figure 13 depicts growth in personal wage income by state. Note; four states with higher wage income growth were the same states whose flagship/land grant institutions experienced highest rates of net tuition growth. Faster growth in tuition at land grants and flagships did not have a negative impact on the economy. In fact, states with higher net tuition growth per student at flagships and land grants actually experienced better economic outcomes.

There have been numerous studies on the impact of public research universities on the economy. In general, direct linkages between public research universities and economic outcomes have been difficult to prove. However, studies have shown a relationship between research universities, innovation, and economic growth. Location of industry relative to Universities is an important consideration in today's economic environment. Revolutionary research generally requires face to face contact between university and industrial scientists. This encourages businesses to locate close to University scientists. There is a tendency for graduates with advanced degrees to remain in a local area. Production of these degrees can create innovation centers important for a state's overall economy. Note; availability of this type of workforce is a key locating decision for many employers, with Amazon being the most recent example.

The University of Missouri has Reduced the Cost of a Degree

Figure 14: Operating expense per degree and degrees granted since 2001

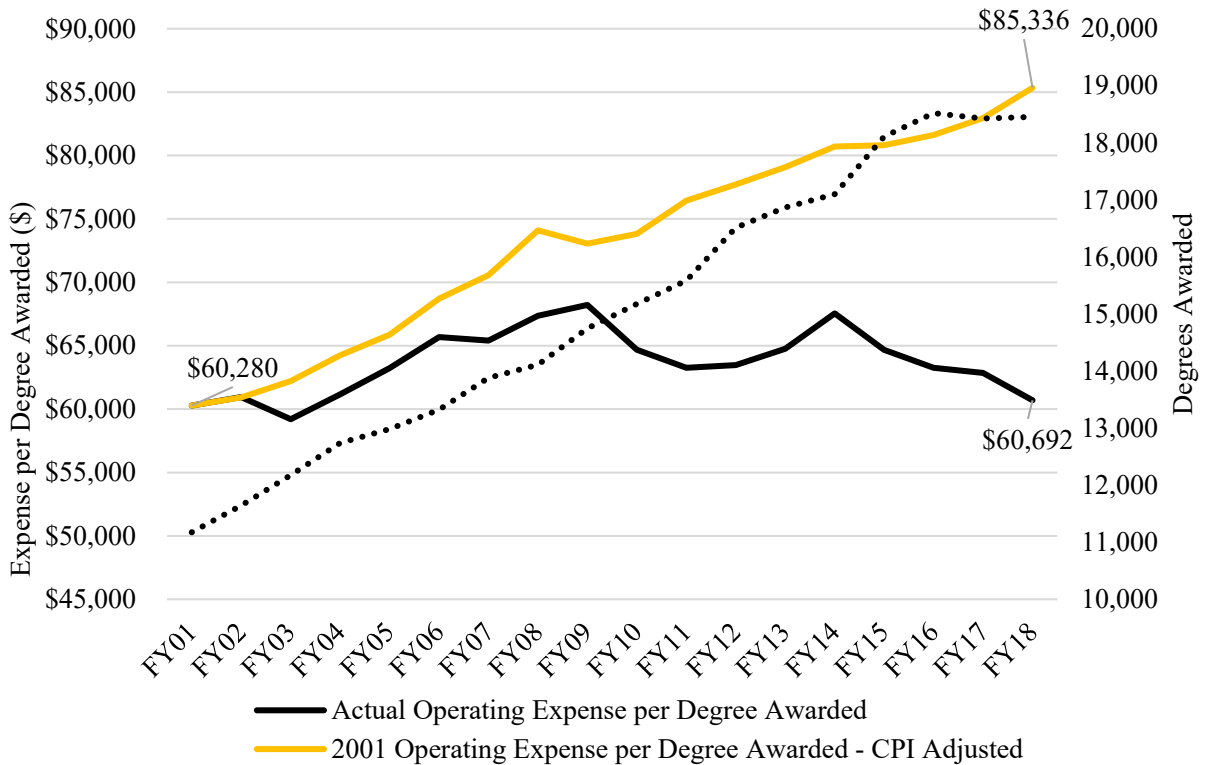


Figure 14 demonstrates University of Missouri's efficiency in spending since 2001, with a 40% reduction in the amount spent per degree granted. Over the past decade, University of Missouri has realized a 25% decrease in spending per degree. Note; over the past five years, divergence between inflationary (gold line) and actual cost line (black line) has increased as the University has significantly reduced cost over this time.

Higher Education Student Funding Act (HESFA) Change for Tuition and Required Fees

Undergraduate tuition and required fees charged to all Missouri resident students are governed by the Higher Education Student Funding Act (HESFA, SB 807 & 577 passed in 2018 revises Section 173.1003, RSMo, commonly referred to as SB389). Tuition and required fees includes tuition and fees charged to all students. Last legislative session, HESFA was modified to allow for increases above inflation equivalent to lost state support per enrolled student, not to exceed 5%. As the University of Missouri received a \$9.4 million reduction in state support from FY 17 to FY 18, the new law allows for an increase of 3.6% above inflation of 1.9%. In total, University of Missouri could assess a 6.7% increase to students this year without seeking a waiver.

University of Missouri is Focused on an Affordable Education

As a part of the University's strategic plan, President Choi announced availability of \$100 million in System match funding, to be coupled with another \$100 million from the four Universities to raise another \$200 million from donors for a total of \$400 million in new scholarships over the five-year period. \$300 million of the scholarships will go towards students with need, defined as students with a family income at or below \$75,000 per year. The University's traditional aid budget has been dedicated towards merit-based awards, relying on Pell and Access Missouri to provide aid for need. The new initiative reinforces University of Missouri's commitment to providing an accessible, high quality education to residents of Missouri.

The remaining \$100 million will go towards scholarships targeted towards students with characteristics of national merit scholars. In this case, scholarships are being used to drive both student access and student quality. The scholarship design is meant to keep high achieving students attending public universities in Missouri, as these students have been leaving in increasing numbers over the past decade.

These scholarship programs target Missouri residents seeking an undergraduate degree. The \$400 million in available funds is equivalent to \$80 million per year available aid. For Missouri undergraduates in FY 18, there was approximately \$550 million in gross charges between tuition and related fees. These new scholarships will reduce that gross cost for students by 14%, but in targeted areas that seek to improve both access and quality.

In addition to scholarship programs, University of Missouri has also undertaken initiatives to manage student cost outside of tuition:

- The open textbook initiative reduced or eliminated textbook costs for nearly 6,000 students across the System,
- New textbook partnerships will save students millions of dollars every year, and
- For two straight years, MU has held room and board rates flat for students.

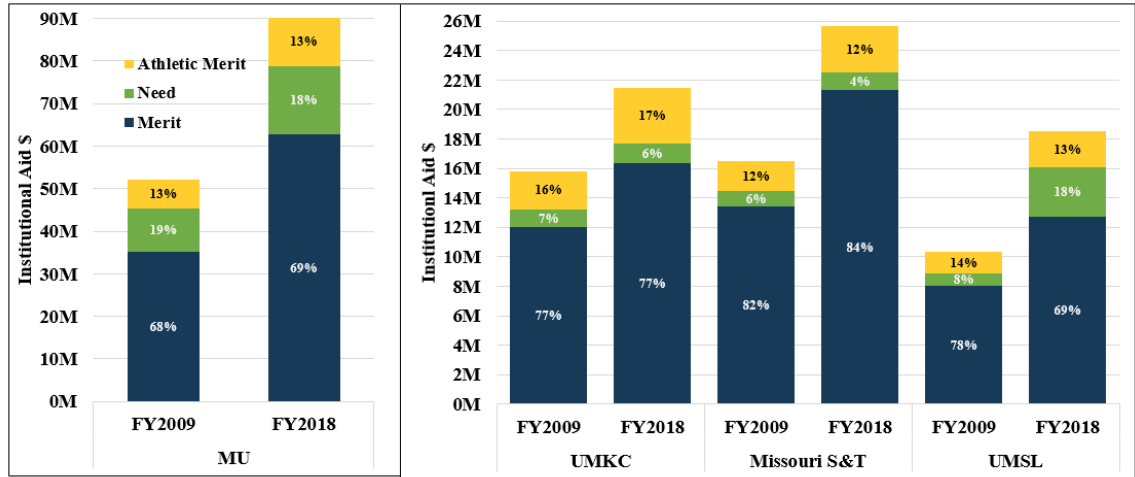
In total, these programs will save students millions of dollars and provide a high quality degree to Missouri students at an affordable cost.

May 15, 2019

Financial Aid Trends

The University of Missouri has maintained a commitment to providing financial aid for students even through tuition increases have lagged behind surrounding states as noted above.

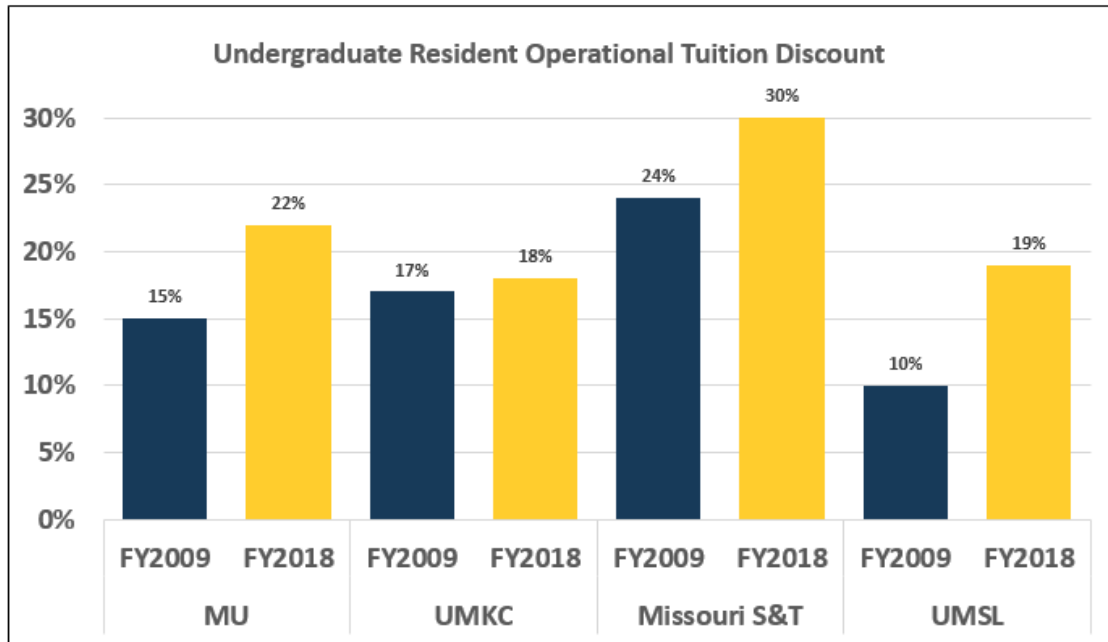
Figure 15: Institutional Aid by Type: 2009 Compared to 2018



Source: DHE 14-1, Student Financial Aid Awarded

Figure 15 illustrates the total amount of financial aid from institutional sources each year separated by type of aid provided. Blue depicts merit-based aid which is awarded for academic achievement, special talents, or other personal characteristics and is often used to address financial need in some students; green illustrates institutional dollars used to address need-based aid; and yellow indicates merit-based athletic financial aid. Each University has significantly increased aid over the past decade. In total, the University has utilized its own funds to contribute an additional \$62 million towards financial aid over the past decade.

Figure 16: Institutionally Funded Scholarships as a Percentage of Tuition



Source: University of Missouri System-Wide PeopleSoft Finance General Ledger

The institutional discount rate is calculated as institutionally funded scholarships divided by total charges. At every University, the institutional discount rate increased over the past decade as universities dedicated more resources to financial aid. Universities are increasingly tuition dependent to fund operations and tuition has increased over the last ten years. However, each university has increased financial aid at a faster rate than tuition.

Student Profile

The following chart shows the number of students by campus for fall 2018.

Fall 2018 Headcount Enrollment

	MU		UMKC		S&T		UMSL		UM System		
	Resident	Non-Resident	Resident	Non-Resident	Resident	Non-Resident	Resident	Non-Resident	Resident	Non-Resident	Total
Undergraduate	17,444	5,040	8,752	2,567	5,888	955	12,601	859	44,685	9,421	54,106
Graduate	2,921	3,031	1,510	1,777	487	1,271	2,232	574	7,150	6,653	13,803
Professional	1,220	187	1,287	482	0	0	78	97	2,585	766	3,351
Total	21,585	8,258	11,549	4,826	6,375	2,226	14,911	1,530	54,420	16,840	71,260

As demonstrated in the preceding sections, the University is facing long-term pressures in planning for the FY 20 budget and tuition and fee rates. While the University will address financial challenges driven by the external environment, the University must remain committed to providing a high-quality, affordable education for Missouri students.

Following are recommendations regarding tuition and required fees effective beginning with the fall 2019 term. Specifically, materials include recommendations concerning

May 15, 2019

undergraduate tuition, graduate tuition, professional schools tuition, information technology fee, and student activity, facility and service fees.

Resident Undergraduate Tuition

University of Missouri is proposing increasing board approved rates by the maximum allowable amount under new provisions of HESFA. The University will then waive a portion of the increase to arrive at an assessed tuition students pay that is lower than the approved rate. The following table shows the detail for students:

	Per Credit Hour Rate			Academic Year Assessed	Change on Assessed	
	To Be	Waive	To Be		Per Credit	
	Approved	Amount	Assessed		Hour	Percent
MU	\$304.00	\$5.00	\$299.00	\$8,970	\$14.20	5.0%
UMKC	\$299.70	\$4.90	\$294.80	\$8,844	\$14.02	5.0%
S&T	\$304.00	\$4.90	\$299.10	\$8,973	\$14.30	5.0%
UMSL	\$369.30	\$6.10	\$363.20	\$10,896	\$17.30	5.0%

Board approved resident undergraduate tuition rates are recommended to increase by the HESFA permissible percent of 5.6% as presented in the following table.

FY2020 Undergraduate Tuition for Missouri Resident Students *(Rates without Waiver)*

	FY2019		FY2020		Change		
	Per Credit	Academic	Per Credit	Academic	Per Credit	Academic	Percent
	Hour	Year	Hour	Year	Hour	Year	
MU	\$287.90	\$8,637	\$304.00	\$9,120	\$16.10	\$483	5.6%
UMKC	\$283.80	\$8,514	\$299.70	\$8,991	\$15.90	\$477	5.6%
S&T	\$287.90	\$8,637	\$304.00	\$9,120	\$16.10	\$483	5.6%
UMSL	\$349.70	\$10,491	\$369.30	\$11,079	\$19.60	\$588	5.6%

Approved rates will be charged to students, but will be reduced by a limited Missouri resident undergraduate tuition waiver. This waiver is the result of the university’s effort to improve affordability and may not continue in the future. Effective increases for students will be 5%. The table on the next page represents rates students will actually pay after the waiver.

FY2020 Undergraduate Tuition for Missouri Resident Students *(Rates with Waiver)*

	FY2019		FY2020		Change		
	Per Credit Hour	Academic Year	Per Credit Hour	Academic Year	Per Credit Hour	Academic Year	Percent
MU	\$284.80	\$8,544	\$299.00	\$8,970	\$14.20	\$426	5.0%
UMKC	\$280.78	\$8,423	\$294.80	\$8,844	\$14.02	\$421	5.0%
S&T	\$284.80	\$8,544	\$299.10	\$8,973	\$14.30	\$429	5.0%
UMSL	\$345.90	\$10,377	\$363.20	\$10,896	\$17.30	\$519	5.0%

UMKC and UMSL have Metropolitan undergraduate tuition rates for students from Kansas and Illinois counties in their market area. Metropolitan tuition rates are the same as Missouri resident rates. UMSL also has an Illinois undergraduate tuition rate for residents of Illinois proposed to be equivalent to Missouri resident rate. UMKC also has a Kansas undergraduate tuition rate that equals the Missouri resident rate and a Heartland undergraduate tuition rate that equals 150 percent of the Missouri resident rate. Heartland states include Arkansas, Iowa, Kentucky, Oklahoma, South Dakota, Tennessee, and Texas.

Non-Resident Undergraduate Tuition

The University recommends an increase of 5% for MU, UMKC, UMSL, and 3.9% for S&T for nonresident undergraduate tuition rates. This recommendation is based on economic and market circumstances of each of the campuses. Rates for FY 19 and proposed rates for FY 20 are shown below:

FY2020 Undergraduate Tuition for Missouri Nonresident Students

	FY2019		FY2020		Change	
	Per Credit Hour	Academic Year	Per Credit Hour	Academic Year	Per Credit Hour	Academic Year
MU	\$856.90	\$25,707	\$899.70	\$26,991	\$42.80	\$1,284
UMKC	\$785.00	\$23,550	\$824.30	\$24,729	\$39.30	\$1,179
S&T	\$895.80	\$26,874	\$930.70	\$27,921	\$34.90	\$1,047
UMSL	\$930.00	\$27,900	\$976.50	\$29,295	\$46.50	\$1,395

Graduate Tuition

Resident and non-resident graduate tuition rates are recommended to increase 5% for MU and UMSL, 3.3% for UMKC. S&T is proposing to increase resident rates by 3.9% and keep non-resident rates unchanged. These recommendations are based on economic and market circumstances as well as the strategic plan of each of the campuses.

FY2020 Graduate Tuition for Resident Students

	FY2019		FY2020		Change	
	Per Credit Hour	Academic Year	Per Credit Hour	Academic Year	Per Credit Hour	Academic Year
MU	\$367.60	\$8,822	\$386.00	\$9,264	\$18.40	\$442
UMKC	\$384.90	\$9,238	\$397.60	\$9,542	\$12.70	\$305
S&T	\$419.20	\$10,061	\$435.50	\$10,452	\$16.30	\$391
UMSL	\$476.50	\$11,436	\$500.30	\$12,007	\$23.80	\$571

FY2020 Graduate Tuition for Nonresident Students

	FY2019		FY2020		Change	
	Per Credit Hour	Academic Year	Per Credit Hour	Academic Year	Per Credit Hour	Academic Year
MU	\$1,006.50	\$24,156	\$1,056.80	\$25,363	\$50.30	\$1,207
UMKC	\$993.70	\$23,849	\$1,026.50	\$24,636	\$32.80	\$787
S&T	\$1,231.60	\$29,558	\$1,231.60	\$29,558	\$0.00	\$0
UMSL	\$1,169.70	\$28,073	\$1,228.20	\$29,477	\$58.50	\$1,404

UMKC and UMSL have Metropolitan graduate tuition rates for students from Kansas and Illinois counties in their market area. The Metropolitan tuition rates are the same as Missouri resident rates.

UMSL is proposing to extend the Illinois resident rate to graduate students. Illinois resident rate is the same as Missouri resident rate and graduate students who live outside the 22 Illinois counties near St. Louis are eligible. With the implementation of this new rate, UMSL anticipates to attract more graduate students in the region and generate more tuition revenue.

S&T is recommending to eliminate special rates for their Business MBA program. In an effort to be more market competitive, S&T will eliminate the special MBA tuition rate. The MBA program will then charge the standard graduate rate plus supplemental fees. Market analysis has indicated this change is sufficient to make the program more competitive and comparable to other programs offered in the department.

UMKC has a separate tuition rate for graduate nursing programs, which UMKC assesses on all graduate nursing credits. UMKC School of Nursing is phasing in an increase of \$50 per credit hour previously discussed with the Board. The nursing tuition rate for FY 20 will be \$600 for residents and \$1,142 for nonresidents. These increases are reflective of

the high costs of delivering the program and will place UMKC in the middle of the tuition market among their graduate nursing peers.

Professional School Tuition

The University recommends to increase Professional tuition rates at varying levels based on cost and market analysis of the particular schools and their relationship to the University strategic plans. These recommendations are summarized below.

Proposed Professional School Program FY2020 Tuition Increases

	Resident	Non Resident
MU Law, JD	1.9%	1.9%
MU Law, LLM	1.9%	1.9%
MU Medicine, MD	8.0%	8.0%
MU Occupational Therapy, MOT	1.9%	1.9%
MU Veterinary Medicine	1.9%	1.9%
UMKC Dental School, DDS	3.0%	3.0%
UMKC Dental School, Grad	2.0%	2.0%
UMKC Law, JD	2.5%	2.5%
UMKC Law, LLM	2.5%	5.0%
UMKC Medicine Years 1-2	2.0%	2.0%
UMKC Medicine Years 3-6	2.0%	2.0%
UMKC Medicine, Anesthesia MS	2.0%	2.0%
UMKC Medicine, Physician Asst. MS	2.0%	2.0%
UMKC Pharmacy, PharmD	5.0%	5.0%
UMSL Optometry, OD	1.9%	1.1%

MU School of Medicine is proposing a three year tuition increase for its medical students. The proposal would increase tuition by 8% for FY 20 through FY 22. The proposed increases will better position the school of medicine with region peer institutions as well as reflect current demand in medical degrees. The incremental revenue will help offset the high cost of educating their selective student base while allow the school of medicine to maintain its top tier quality in teaching.

UMKC Law JD program is requesting a 2.5% increase for both FY 20 and FY 21. The proposed rate increase is necessary in order to contribute to the overall fiscal health of the university while not adversely affecting the ability to recruit quality students.

UMKC Law LLM program is requesting a 2.5% increase for residents and 5% increase for non-residents for both FY 20 and FY 21. The higher non-resident increase will generate additional revenue from government-sponsored students, which can offset additional expenses and provide resources for expanding the program.

UMKC Pharmacy is proposing a 5% tuition increase. The distance education equipment serving UMKC School of Pharmacy’s three program sites is more than five years old. The

increasing failure rate on various types of equipment makes it necessary to invest in technology. A market analysis completed by the School of Pharmacy indicates a 5% tuition rate increase is feasible to cover these technology costs as well as other operating costs.

MU Physical Therapy (DPT) is being converted from a graduate program to a professional program to better reflect degree characteristics. The fee structure/listing is shifting from graduate designation to a professional designation with no increase in overall price. A professional tuition rate of \$488.10 and \$1,158.90 per credit hour for resident and non-resident students respectively is proposed.

S&T International Student Tuition

S&T is requesting a 3.9% tuition increase for international undergraduate students. Tuition for international graduate students is to remain unchanged.

Information Technology Fee

The information technology fee is recommended to increase by CPI of 1.9% to \$14.03 at MU, \$14.67 at UMKC and to increase by 4.8% to \$15.30 at Missouri S&T.

Student Activity, Facility, and Service Fees

These fee proposals were prepared under the direction of the Vice Chancellors or Vice Provosts for Student Affairs on each campus. Planning for fee changes are conducted using operating assumptions unique to each campus and activity, within the context of general economic guidelines communicated by the Finance Division. Appropriate advisory groups, affected students, and/or their elected officers reviewed and supported the activity, facility, and service fee proposals.

Increases in undergraduate activity, facility, and service fees per semester are 1.5% or \$6.90 at MU, 8.9% or \$45.67 at UMKC, and 2.7% or \$13.10 at Missouri S&T. Detailed fee schedules are at the end of this section. These rate changes are in compliance with the HESFA (SB 807 & 577). Graduate and professional student fees increase by 1.5% at MU, 8.9% at UMKC and 2.7% at Missouri S&T.

Fees are assessed predominantly on a per credit hour basis with a plateau of 12 credit hours per semester and six credit hours for the summer session. However, at MU, the graduate and professional student plateau is nine credit hours per semester. Some fees are assessed at a flat rate per semester, or have a lower plateau, such as the student services fee at Missouri S&T.

At MU, total student activity, facility, and service fees per semester are proposed to increase by 1.5% or \$6.90 for undergraduate students and \$6.60 for graduate and professional students. MU Student Activity Fees include fees to fund: Student Government, Student Organizations, Multicultural Student Organizations, Readership Program, Sustainability Program, Sports Clubs, Associated Students, Capital

Improvement, Divisional Councils, Transportation System, Student Unions, Student Life, Counseling Center, Jesse Auditorium, MU Libraries, and Technology.

The MU Student Fee Review Committee, which is comprised of a representative mix of undergraduate and graduate students, annually reviews activity, facility, and health service fees in detail. They make a recommendation to the Vice Chancellor of Student Affairs regarding any increases or reallocations. The proposed increases represent the Committee's recommendations.

UMKC total student activity, facility, and service fees will increase at 8.9% or \$45.67. The primary driver for the large increase is a newly approved library fee which the student body at UMKC approved in the spring. This new \$3 per credit hour fee (capped at 12 hours with incremental increases up to \$10 over several years) will provide extended library hours, space upgrades, and additional library services and resources. Excluding the new library fee, remaining student activity fees increase by inflation, or 1.9%. Student activity fee provides funding for student government association, academic student councils, student organizations and clubs, and student involvement. Athletic fee supports UMKC's NCAA Division I intercollegiate athletics program. Facility fees include University Center, student union, physical plant facility fee, and recreation facility fee, which funds Swinney Recreation Center and student intramurals. Student health fee provides health services and outreach to students.

Missouri S&T total student activity, facility, and service fees are proposed to increase by 2.7% or \$13.10 a semester. The increase of \$4.1 or 50.6% for Student Services Fee is a Student Council initiated fee request. Prompt access to competent mental health services practitioners is considered by S&T student population to be a high service priority but there has been a significant enough increase in demand for services to limit student access. Additional funds generated from this fee increase along with a campus match of funds will be used to augment campus' existing mental health staff and services.

In FY 14, UMSL campus restructured their tuition and required fees into a base tuition rate; campus no longer assesses student activity, facility, and service fees separately.

Fee Rate Schedules

Rate schedules for FY 20 tuition, information technology fees, and student activity, facility, and service fees along with marginal annual impact of increases are below.

UNIVERSITY OF MISSOURI - Columbia
Tuition Rates
Beginning with the 2019 Fall Session

TUITION				2018-2019 RATES		2019-2020 RATES			
Student Level or Professional Program	Residence Status	Term Type	Plateau	Per Credit Hour Rate	Flat Rate	Per Credit Hour Rate	Flat Rate	Percentage Change	Dollar Change
Undergraduate *	Missouri	Semester	None	\$287.90		\$304.00		5.6%	\$16.10
	Nonresident	Semester	None	\$856.90		\$899.70		5.0%	\$42.80
Graduate	Missouri	Semester	None	\$367.60		\$386.00		5.0%	\$18.40
	Nonresident	Semester	None	\$1,006.50		\$1,056.80		5.0%	\$50.30
Law, JD	Missouri	Semester	None	\$661.80		\$674.40		1.9%	\$12.60
	Nonresident	Semester	None	\$1,258.90		\$1,282.80		1.9%	\$23.90
Law, LLM	Missouri	Semester	None	\$743.90		\$758.00		1.9%	\$14.10
	Nonresident	Semester	None	\$1,424.00		\$1,451.10		1.9%	\$27.10
Medicine, MD	Missouri	M1 & M2	18	\$866.10	\$15,590.10	\$935.40	\$16,837.50	8.0%	\$1,247.40
	Missouri	M3 & M4	20	\$866.10	\$17,322.50	\$935.40	\$18,708.30	8.0%	\$1,385.80
	Nonresident	M1 & M2	18	\$1,763.80	\$31,749.20	\$1,904.90	\$34,289.00	8.0%	\$2,539.80
	Nonresident	M3 & M4	20	\$1,763.80	\$35,276.80	\$1,904.90	\$38,098.90	8.0%	\$2,822.10
Occupational Therapy MOT	Missouri	Semester	None	\$550.00		\$560.50		1.9%	\$10.50
	Nonresident	Semester	None	\$1,106.70		\$1,127.70		1.9%	\$21.00
Physical Therapy, DPT	Missouri	Semester	None	\$467.80		\$488.10		4.3%	\$20.30
	Nonresident	Semester	None	\$1,106.70		\$1,158.90		4.7%	\$52.20
Veterinary Medicine, DVM	Missouri	Semester	16	\$793.80	\$12,700.80	\$808.90	\$12,942.10	1.9%	\$241.30
	Nonresident	Semester	16	\$1,912.80	\$30,605.40	\$1,949.20	\$31,186.90	1.9%	\$581.50

* Falls under SB389

UNIVERSITY OF MISSOURI - Kansas City
Tuition Rates
Beginning with the 2019 Fall Session

TUITION				2018-2019 RATES		2019-2020 RATES			
Student Level or Professional Program	Residence Status	Term Type	Plateau	Per Credit Hour Rate	Flat Rate	Per Credit Hour Rate	Flat Rate	Percentage Change	Dollar Change
Undergraduate *	Missouri	Semester	None	\$283.80		\$299.70		5.6%	\$15.90
	Nonresident	Semester	None	\$785.00		\$824.30		5.0%	\$39.30
	Kansas Rate	Semester	None	\$283.80		\$299.70		5.6%	\$15.90
	Heartland Rate	Semester	None	\$425.70		\$449.60		5.6%	\$23.90
Graduate	Missouri	Semester	None	\$384.90		\$397.60		3.3%	\$12.70
	Nonresident	Semester	None	\$993.70		\$1,026.50		3.3%	\$32.80
	Metropolitan	Semester	None	\$384.90		\$397.60		3.3%	\$12.70
Anesthesia, UMKC MS	Missouri	Semester	18		\$11,671.80		\$11,905.20	2.0%	\$233.40
	Missouri	Summer	18		\$7,781.00		\$7,936.60	2.0%	\$155.60
	Nonresident	Semester	18		\$13,936.20		\$14,214.90	2.0%	\$278.70
	Nonresident	Summer	18		\$9,291.10		\$9,476.90	2.0%	\$185.80
Med Physician Asst MS	Missouri	Semester	18		\$10,840.70		\$11,057.50	2.0%	\$216.80
	Missouri	Summer	18		\$7,227.00		\$7,371.50	2.0%	\$144.50
	Nonresident	Semester	18		\$13,008.80		\$13,269.00	2.0%	\$260.20
	Nonresident	Summer	18		\$8,672.60		\$8,846.10	2.0%	\$173.50
Dentistry, DDS	Missouri	Semester	16	\$1,088.00	\$16,579.20	\$1,067.30	\$17,076.60	3.0%	\$497.40
	Missouri	Summer	8	\$1,088.00	\$8,289.50	\$1,067.30	\$8,538.20	3.0%	\$248.70
	Nonresident	Semester	16	\$2,168.40	\$33,042.10	\$2,127.10	\$34,033.40	3.0%	\$991.30
	Nonresident	Summer	8	\$2,168.40	\$16,521.10	\$2,127.10	\$17,016.70	3.0%	\$495.60
Dentistry, Graduate Certificate and MS	Missouri	Semester	14	\$1,134.30	\$15,417.20	\$1,123.30	\$15,725.50	2.0%	\$308.30
	Missouri	Summer	7	\$1,134.30	\$7,708.50	\$1,123.20	\$7,862.70	2.0%	\$154.20
	Nonresident	Semester	14	\$2,264.50	\$30,779.00	\$2,242.50	\$31,394.60	2.0%	\$615.60
	Nonresident	Summer	7	\$2,264.50	\$15,389.50	\$2,242.50	\$15,697.30	2.0%	\$307.80
Law, JD	Missouri	Semester	None	\$599.50		\$614.50		2.5%	\$15.00
	Nonresident	Semester	None	\$1,183.50		\$1,213.10		2.5%	\$29.60
Law, LLM	Missouri	Semester	None	\$727.00		\$745.20		2.5%	\$18.20
	Nonresident	Semester	None	\$1,438.50		\$1,510.40		5.0%	\$71.90
Medicine, MD, Years 1 and 2	Missouri	Semester	16	\$622.90	\$9,966.50	\$635.40	\$10,165.80	2.0%	\$199.30
	Missouri	Summer	8	\$622.90	\$4,983.20	\$635.40	\$5,082.90	2.0%	\$99.70
	Regional	Semester	16	\$934.40	\$14,949.70	\$953.00	\$15,248.70	2.0%	\$299.00
	Regional	Summer	8	\$934.40	\$7,474.80	\$953.00	\$7,624.30	2.0%	\$149.50
	Nonresident	Semester	16	\$1,245.80	\$19,932.80	\$1,270.70	\$20,331.50	2.0%	\$398.70
	Nonresident	Summer	8	\$1,245.80	\$9,966.50	\$1,270.70	\$10,165.80	2.0%	\$199.30
Medicine, MD, Years 3 thru 6	Missouri	Semester	18	\$651.60	\$11,728.60	\$664.60	\$11,963.20	2.0%	\$234.60
	Missouri	Summer	12	\$651.60	\$7,818.90	\$664.60	\$7,975.30	2.0%	\$156.40
	Regional	Semester	18	\$977.40	\$17,593.90	\$997.00	\$17,945.80	2.0%	\$351.90
	Regional	Summer	12	\$977.50	\$11,729.40	\$997.00	\$11,964.00	2.0%	\$234.60
	Nonresident	Semester	18	\$1,303.20	\$23,457.10	\$1,329.20	\$23,926.20	2.0%	\$469.10
	Nonresident	Summer	12	\$1,303.20	\$15,638.10	\$1,329.20	\$15,950.90	2.0%	\$312.80
Pharmacy, Dpharm	Missouri	Semester	15	\$758.20	\$11,373.50	\$796.10	\$11,942.20	5.0%	\$568.70
	Missouri	Summer	6	\$758.20	\$4,549.30	\$796.10	\$4,776.80	5.0%	\$227.50
	Nonresident	Semester	15	\$1,667.20	\$25,007.30	\$1,750.50	\$26,257.70	5.0%	\$1,250.40
	Nonresident	Summer	6	\$1,667.20	\$10,003.10	\$1,750.60	\$10,503.30	5.0%	\$500.20
Nursing Graduate	Missouri	Semester	None	\$550.00		\$600.00		9.1%	\$50.00
	Nonresident	Semester	None	\$1,092.00		\$1,142.00		4.6%	\$50.00

* Falls under SB389

MISSOURI UNIVERSITY OF SCIENCE AND TECHNOLOGY
Tuition Rates
Beginning with the 2019 Fall Session

TUIITION				2018-2019 RATES		2019-2020 RATES			
Student Level or Professional Program	Residence Status	Term Type	Plateau	Per Credit Hour Rate	Flat Rate	Per Credit Hour Rate	Flat Rate	Percentage Change	Dollar Change
<i>Undergraduate*</i>	<i>Missouri</i>	<i>Semester</i>	<i>None</i>	\$287.90		\$304.00		5.6%	\$16.10
	Nonresident	Semester	None	\$895.80		\$930.70		3.9%	\$34.90
	International	Semester	None	\$970.80		\$1,008.70		3.9%	\$37.90
Graduate	Missouri	Semester	None	\$419.20		\$435.50		3.9%	\$16.30
	Nonresident	Semester	None	\$1,231.60		\$1,231.60		0.0%	\$0.00
	International	Semester	None	\$1,306.60		\$1,306.60		0.0%	\$0.00

* Falls under SB389

The special MBA tuition rate will be eliminated. The MBA program will charge the standard graduate rate plus supplemental fees.

UNIVERSITY OF MISSOURI - St. Louis
Tuition Rates
Beginning with the 2019 Fall Session

TUIITION				2018-2019 RATES		2019-2020 RATES			
Student Level or Professional Program	Residence Status	Term Type	Plateau	Per Credit Hour Rate	Flat Rate	Per Credit Hour Rate	Flat Rate	Percentage Change	Dollar Change
<i>Undergraduate*</i>	<i>Missouri</i>	<i>Semester</i>	<i>None</i>	\$349.70		\$369.30		5.6%	\$19.60
	Nonresident	Semester	None	\$930.00		\$976.50		5.0%	\$46.50
	Metropolitan	Semester	None	\$349.70		\$369.30		5.6%	\$19.60
	Illinois	Semester	None	\$349.70		\$369.30		5.6%	\$19.60
Graduate	Missouri	Semester	None	\$476.50		\$500.30		5.0%	\$23.80
	Nonresident	Semester	None	\$1,169.70		\$1,228.20		5.0%	\$58.50
	Metropolitan	Semester	None	\$476.50		\$500.30		5.0%	\$23.80
	Illinois	Semester	None	n/a		\$500.30		n/a	n/a
Optometry, OD	Missouri	Semester	16	\$748.30	\$11,972.80	\$762.50	\$12,200.00	1.9%	\$14.20
	Nonresident	Semester	16	\$1,260.40	\$20,166.40	\$1,274.60	\$20,393.60	1.1%	\$14.20

* Falls under SB389

Information Technology Fees
Beginning with the 2019 Fall Session

SUPPLEMENTAL FEES	2018-2019 RATES		2019-2020 RATES			
	Per Credit Hour Rate	Flat Rate	Per Credit Hour Rate	Flat Rate	Percentage Change	Dollar Change
<i>MU Information Technology Fee *</i>	\$13.77		\$14.03		1.9%	\$0.26
<i>UMKC Information Technology Fee *</i>	\$14.40		\$14.67		1.9%	\$0.27
<i>S&T Information Technology Fee *</i>	\$14.60		\$15.30		4.8%	\$0.70

* Falls under SB389

Student Activity, Facility, and Service Fees for FY2020

MU	FY2019	FY2020	Recommended Increase		FY2019	FY2020	Recommended Increase	
			Amount	% change			Amount	% change
Maximum Fees per Term								
	Semester Rates (12 or more credit hours)				Summer Rates (7 or more credit hours)			
Undergraduate Students								
Student Activity Fee	\$186.00	\$183.96	(\$2.04)	-1.1%	\$93.00	\$91.98	(\$1.02)	-1.1%
Student Services Enhancement Fee	36.72	38.16	1.44	3.9%	18.36	19.08	-	n/a
Recreation Activity and Facility	150.76	150.76	-	0.0%	75.38	75.38	-	0.0%
Health Service Fee	87.50	95.00	7.50	8.6%	71.40	77.52	6.12	8.6%
Total	\$460.98	\$467.88	\$6.90	1.5%	\$258.14	\$263.96	\$5.82	2.3%
Graduate and Professional Students								
Student Activity Fee	\$166.05	\$164.34	(\$1.71)	-1.0%	\$110.70	\$109.56	(\$1.14)	-1.0%
Student Services Enhancement Fee	27.90	28.71	0.81	2.9%	18.60	19.14	-	n/a
Recreation Activity and Facility	150.76	150.76	-	0.0%	75.38	75.38	-	0.0%
Health Service Fee	87.50	95.00	7.50	8.6%	71.40	77.52	6.12	8.6%
Total	\$432.21	\$438.81	\$6.60	1.5%	\$276.08	\$281.60	\$5.52	2.0%
UMKC								
UMKC	FY2019	FY2020	Recommended Increase		FY2019	FY2020	Recommended Increase	
			Amount	% change			Amount	% change
Maximum Fees per Term								
	Semester Rates (12 or more credit hours)				Summer Rates (6 or more credit hours)			
Undergraduate Students								
University Center Fee	\$87.11	\$87.12	\$0.01	0.0%	\$43.56	\$43.56	\$0.00	0.0%
Student Union Fee	188.44	188.40	(0.04)	0.0%	94.22	94.20	(0.02)	0.0%
Transportation Fee *	15.29	15.58	0.29	1.9%	-	-	-	-
Athletic Fee	60.65	61.80	1.15	1.9%	30.32	30.90	0.58	1.9%
Student Activity Fee	63.93	71.02	7.09	11.1%	32.12	35.66	3.54	11.0%
Phys. Facility Fee	9.00	9.00	-	0.0%	4.50	4.50	-	0.0%
Student Health Fee	52.56	53.40	0.84	1.6%	26.28	26.70	0.42	1.6%
Library Activity Fee **	n/a	36.00	n/a	n/a	n/a	18.00	n/a	n/a
Rec. Facility Fee	33.49	33.82	0.33	1.0%	16.74	16.91	0.17	1.0%
Total	\$510.47	\$556.14	\$45.67	8.9%	\$247.74	\$270.43	\$22.69	9.2%
* assessed only to new students in the summer semester at 50% of the fall rate								
** student approved								
Missouri S&T								
Missouri S&T	FY2019	FY2020	Recommended Increase		FY2019	FY2020	Recommended Increase	
			Amount	% change			Amount	% change
Maximum Fees per Term								
	Semester Rates (12 or more credit hours)				Summer Rates (6 or more credit hours)			
Undergraduate Students								
Student Activity Fee	\$150.70	\$151.80	\$1.10	0.7%	\$48.20	\$48.30	\$0.10	0.2%
Health Service Fee	114.10	119.00	4.90	4.3%	50.60	51.60	1.00	2.0%
I/Mural Facility Fee	40.00	40.00	-	0.0%	13.00	13.00	-	0.0%
University Center Fee	39.00	42.00	3.00	7.7%	19.30	20.00	0.70	3.6%
University Center Debt	125.00	125.00	-	0.0%	62.50	62.50	-	0.0%
Rollmo Year Book ***	8.00	8.00	-	0.0%	-	-	-	-
Student Services Fee	8.10	12.20	4.10	50.6%	4.05	6.05	2.00	49.4%
Total	\$484.90	\$498.00	\$13.10	2.7%	\$197.65	\$201.45	\$3.80	1.9%
*** Rollmo Year Book Fee assessed Fall semester only								
Graduate Students								
Student Activity Fee	\$150.70	\$151.80	\$1.10	0.7%	\$48.20	\$48.30	\$0.10	0.2%
Health Service Fee	114.10	119.00	4.90	4.3%	50.60	51.60	1.00	2.0%
I/Mural Facility Fee	40.00	40.00	-	0.0%	13.00	13.00	-	0.0%
University Center Fee	39.00	42.00	3.00	7.7%	19.30	20.00	0.70	3.6%
University Center Debt	125.00	125.00	-	0.0%	62.50	62.50	-	0.0%
Graduate Student Fee	3.35	3.35	-	0.0%	-	-	-	-
Student Services Fee	8.10	12.20	4.10	50.6%	4.05	6.05	2.00	49.4%
Total	\$480.25	\$493.35	\$13.10	2.7%	\$197.65	\$201.45	\$3.80	1.9%

Note: UMSL restructured their tuition & required fees into a single tuition rate in FY2014 and will no longer be separately assessing required fees.

May 15, 2019

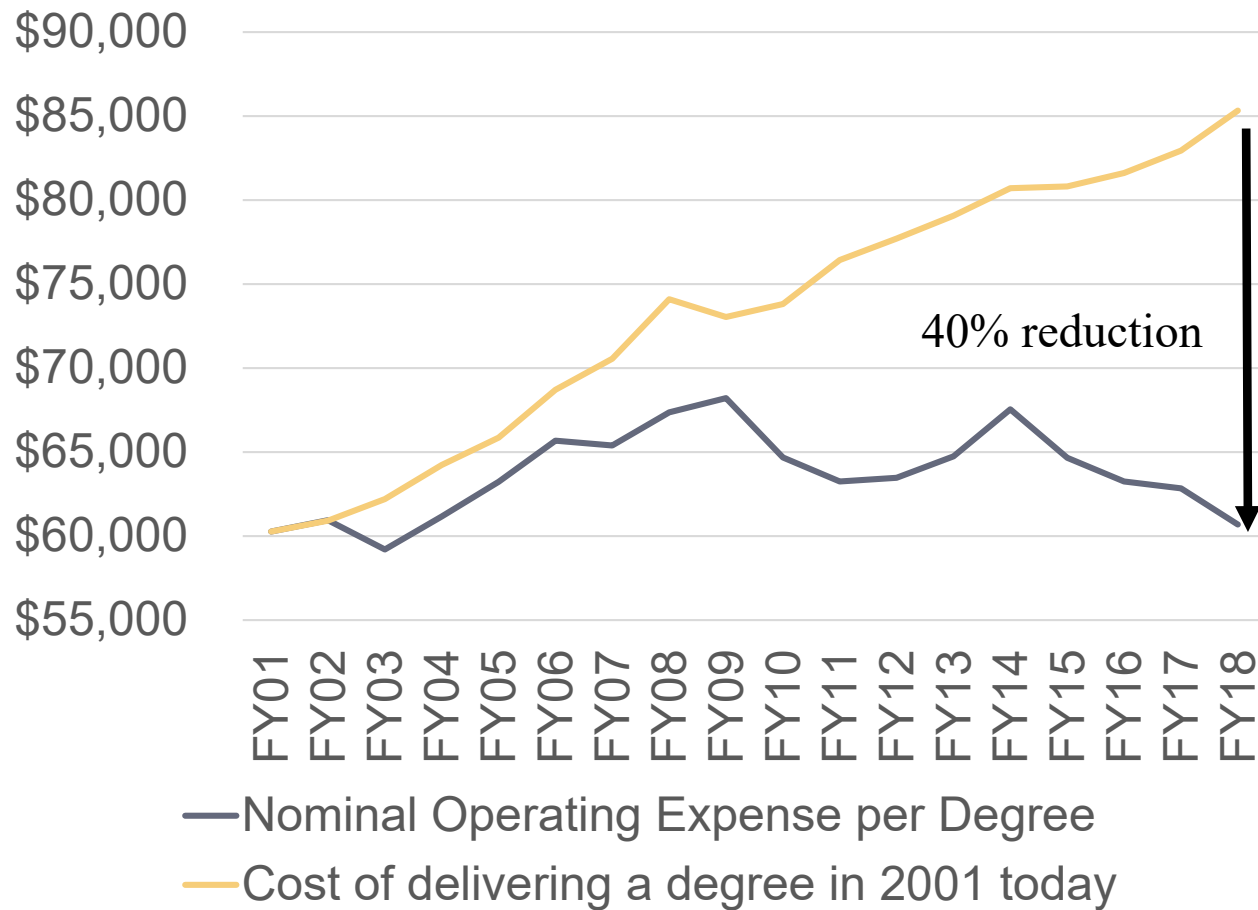
University of Missouri System
Board of Curators
May 15, 2019
Finance Committee

Fiscal Year 2020 Tuition and Required Fees
UM

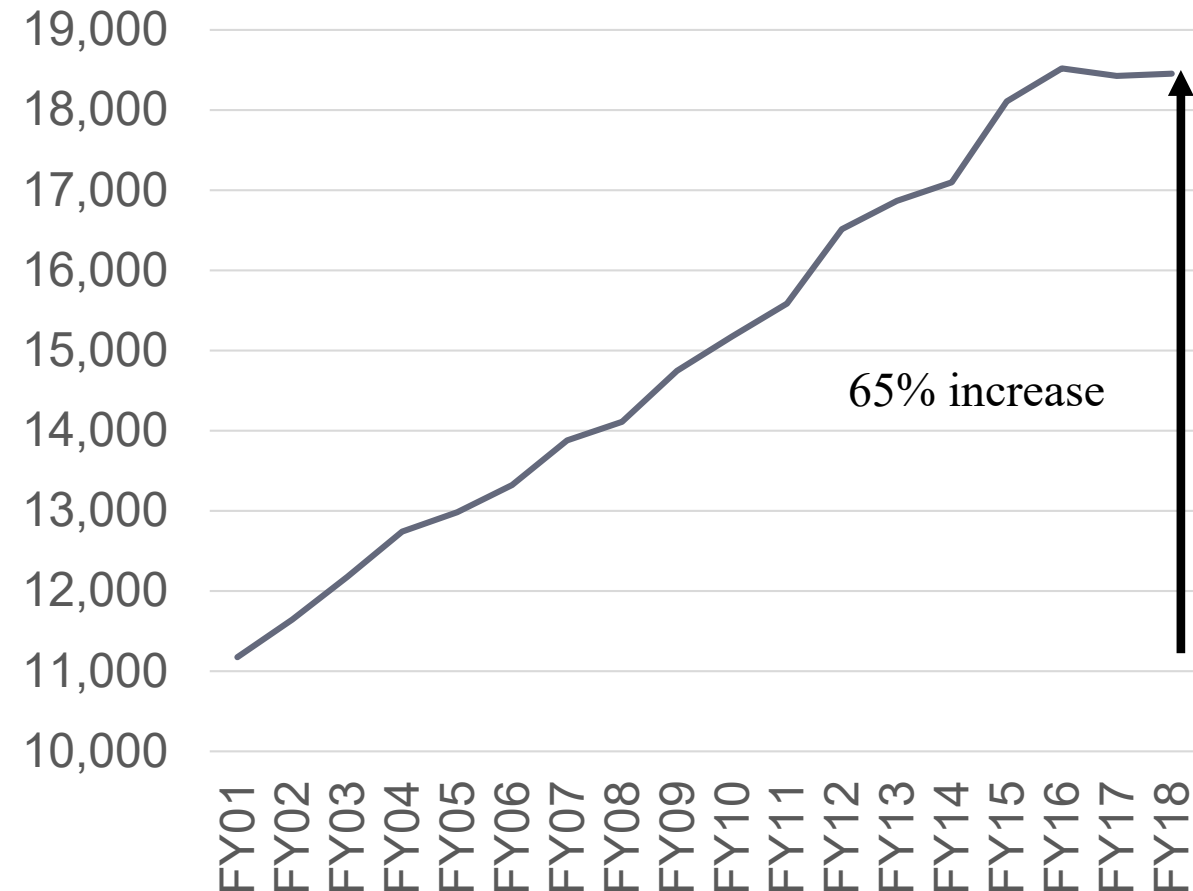


UM has reduced cost per degree by 40% and increased degrees awarded by 65% since 01

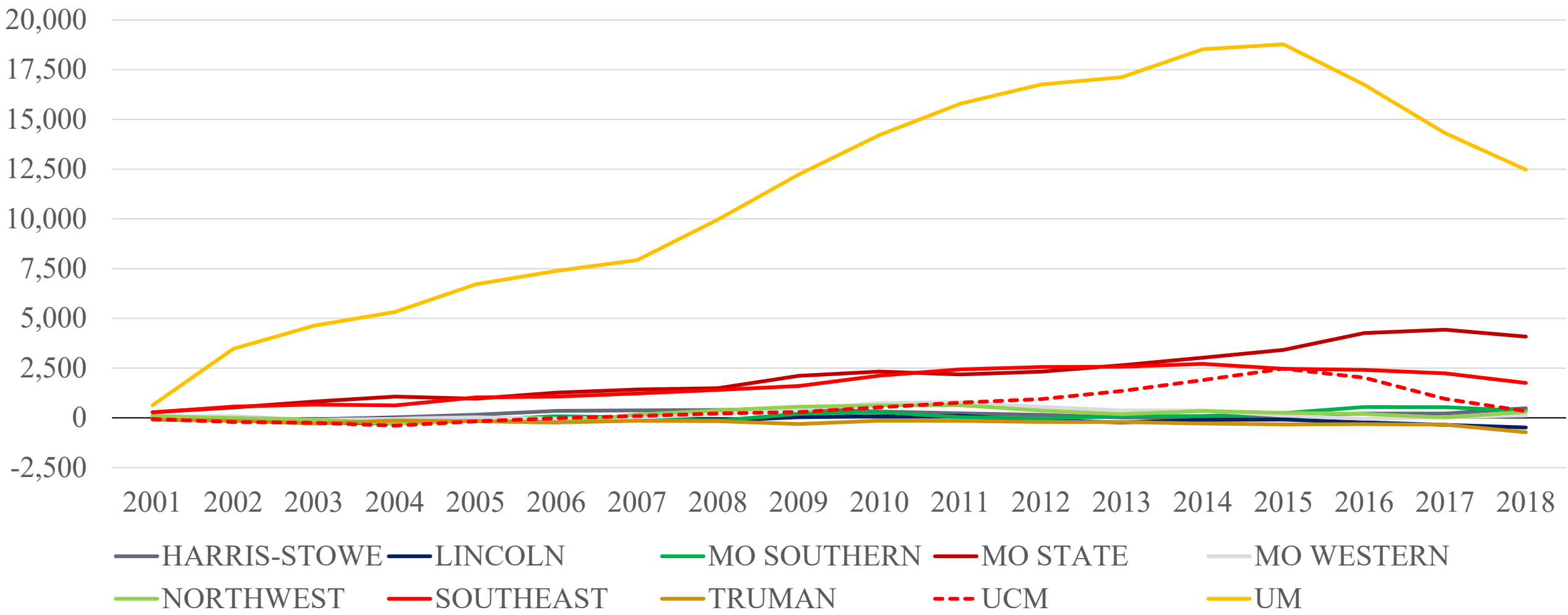
Operating Expense Per Degree



Degrees Awarded

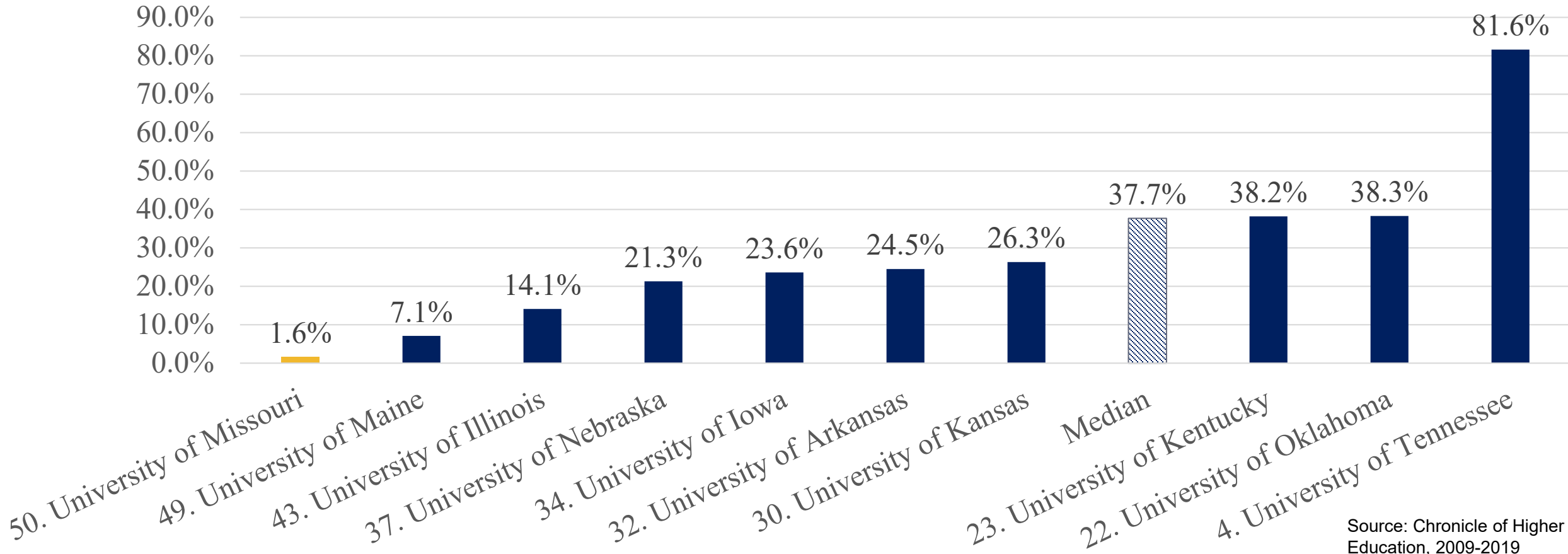


UM Accounts for the majority of enrollment growth since 2000



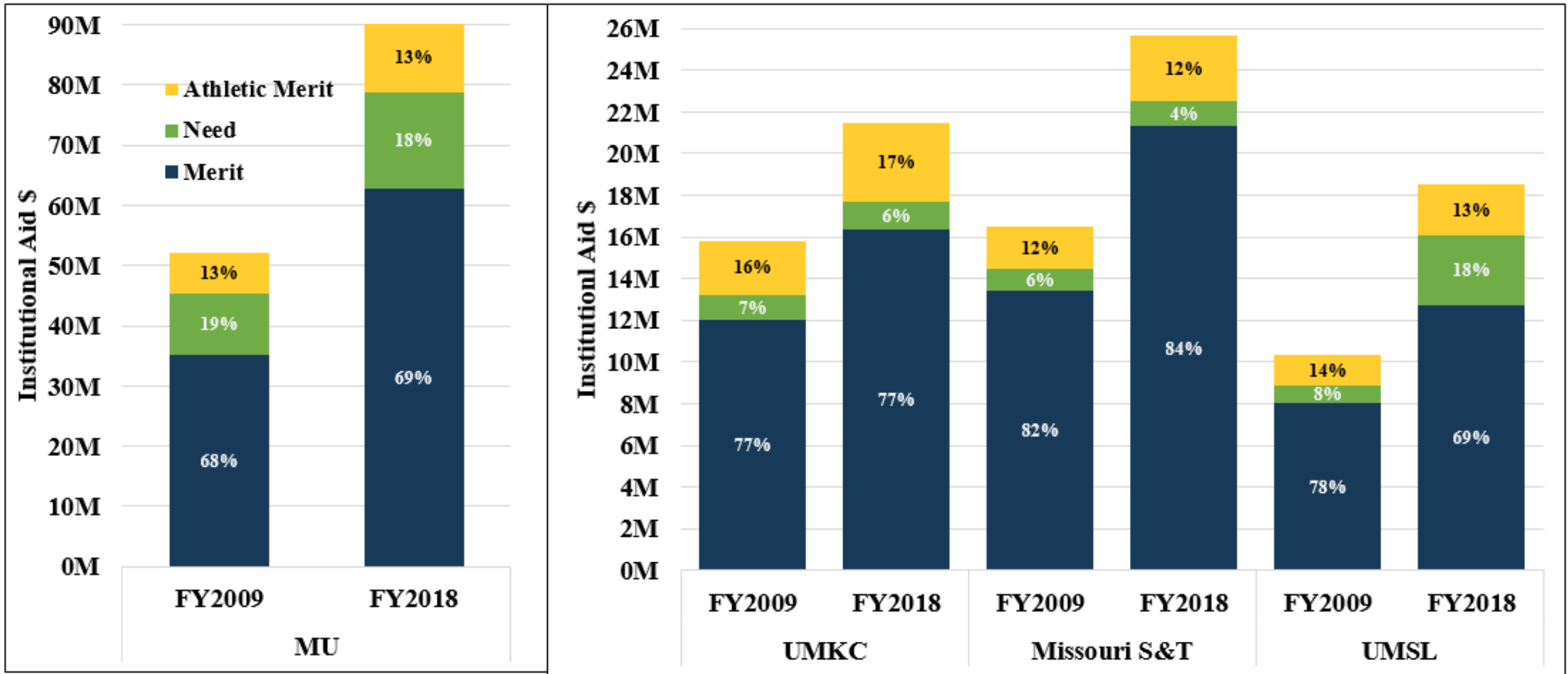
MU Ranks 50th in increases to tuition amongst flagships over the last decade

10 yr Real Change Resident Tuition



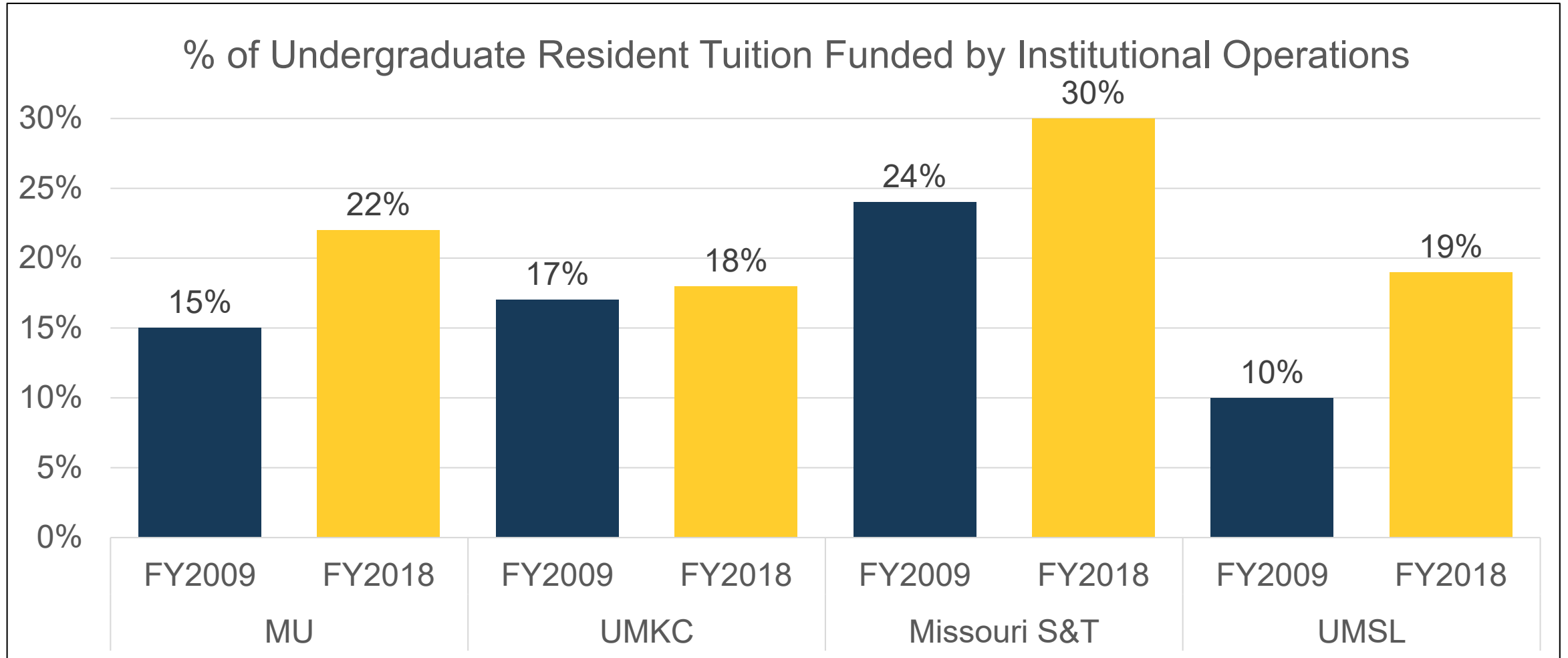
Source: Chronicle of Higher Education, 2009-2019

Increased investments in institutional aid



Source: DHE 14-1, Student Financial Aid Awarded

Over past decade, institutional aid as a percentage of tuition has increased

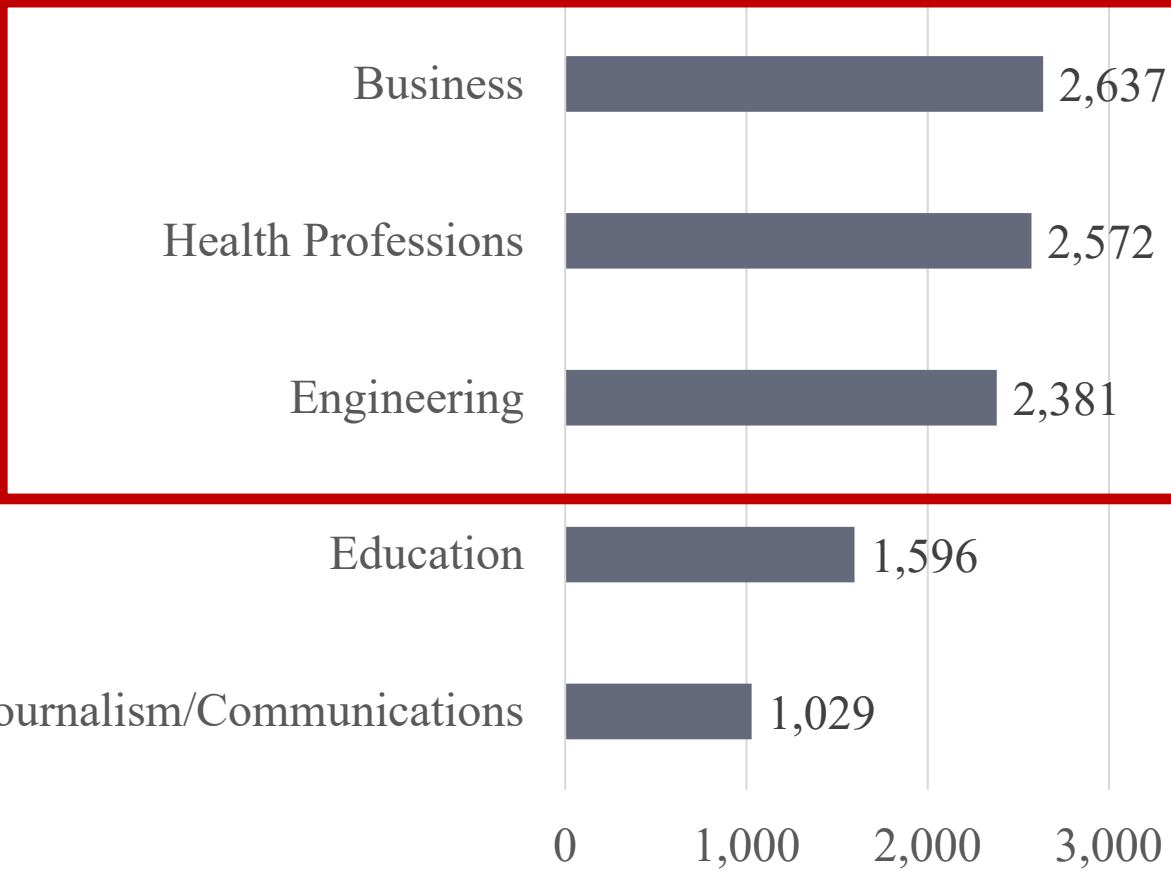


The University of Missouri remains focused on affordability

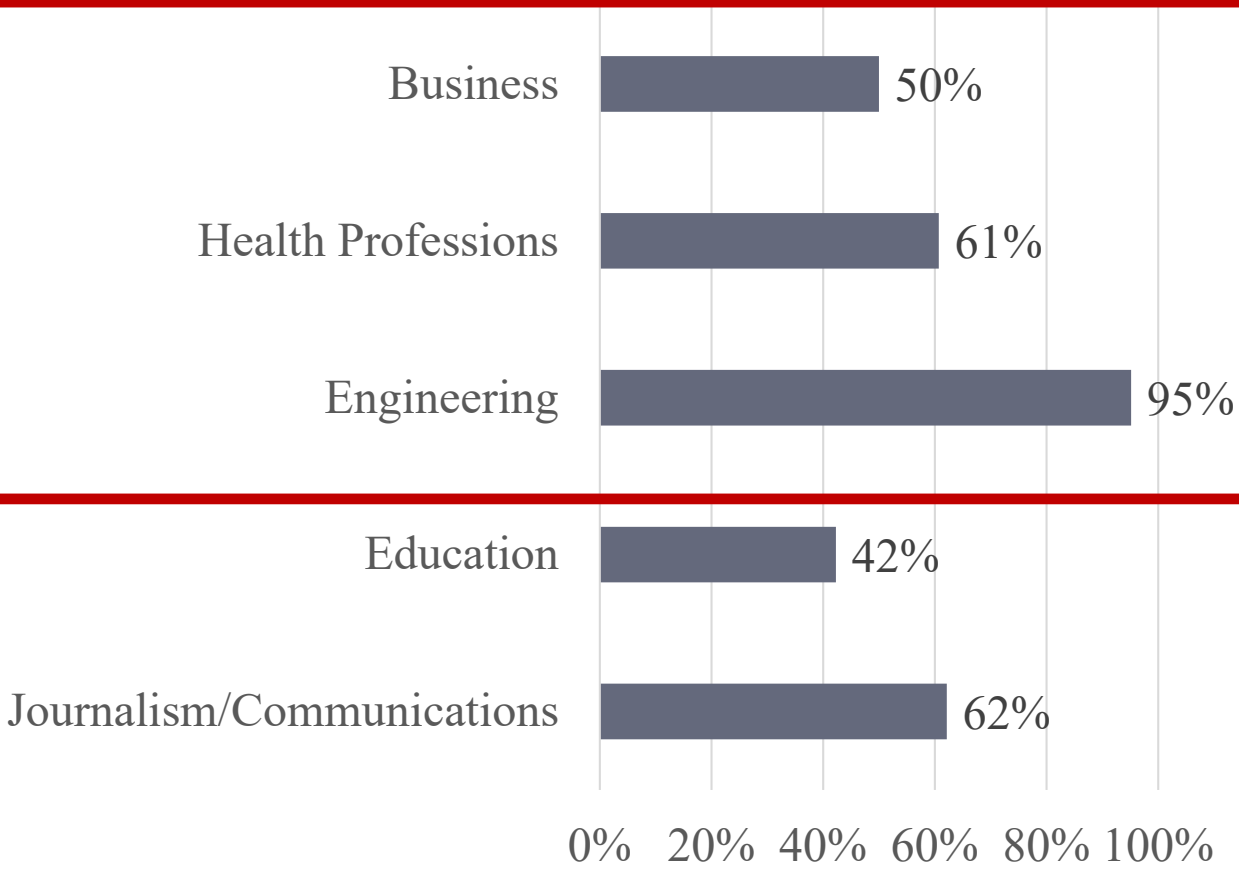
- Missouri Compacts Scholarships targeted to generate an additional \$400 of available aid for access and excellence
 - *Over the five-year program this is equivalent to a 14% reduction in tuition, if successful*
- The open textbook initiative reduced or eliminated textbook costs for nearly 6,000 students across the system
- New textbook partnerships will save students millions of dollars per year
- For two straight years, MU has held room and board rates flat for students

UM issues the majority of high earning degrees in the state

Degrees Issued in 2017



Share of State 4-Year Degrees

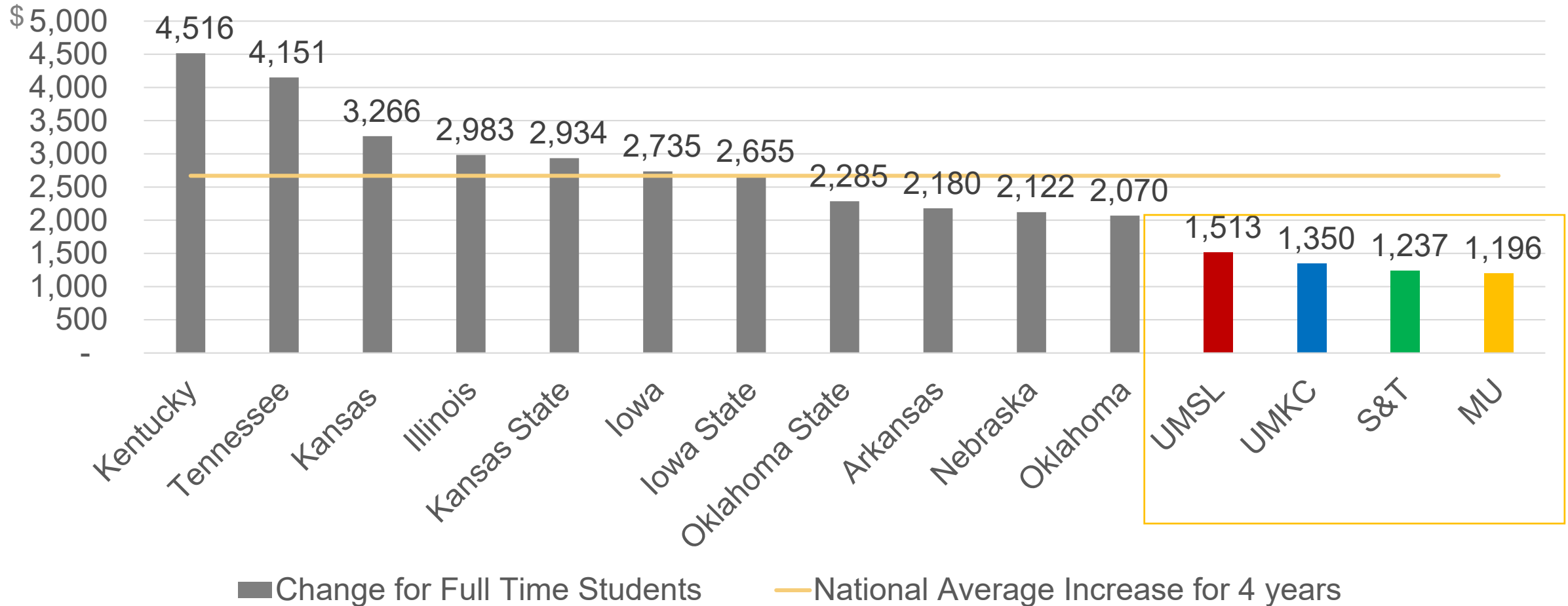


Research universities create jobs at the top-end of the labor market



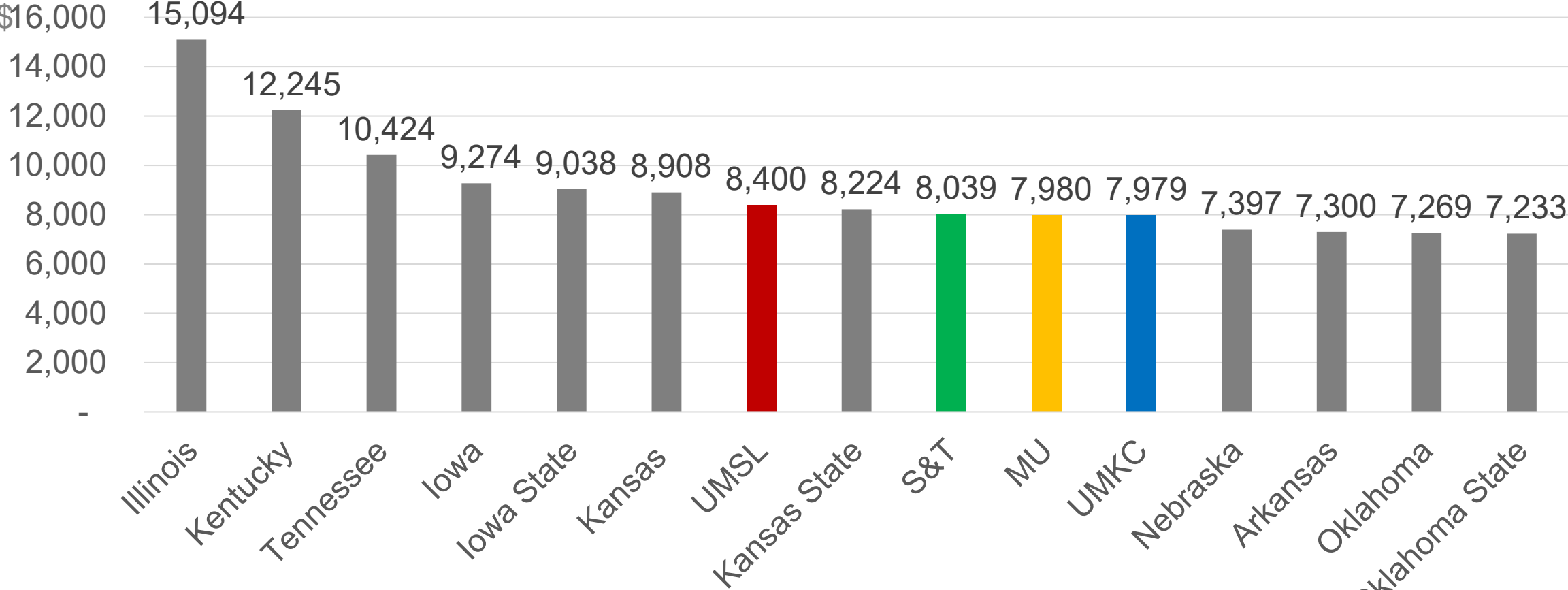
UM compared to surrounding states in \$ value of increases to resident undergraduates

\$ change in in-state undergraduate tuition & required fees, 2008-2018



In-state tuition near mid-point for surrounding states

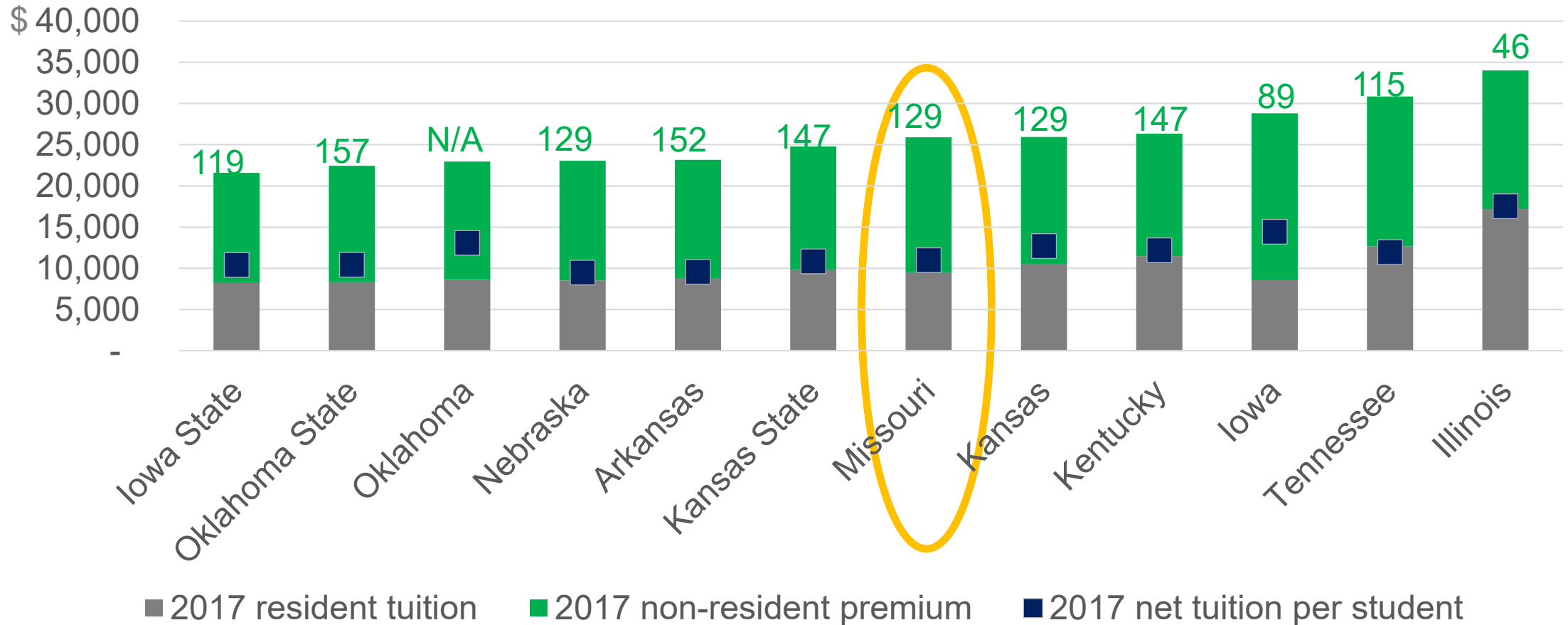
Fall 2018 Tuition & Required Fees



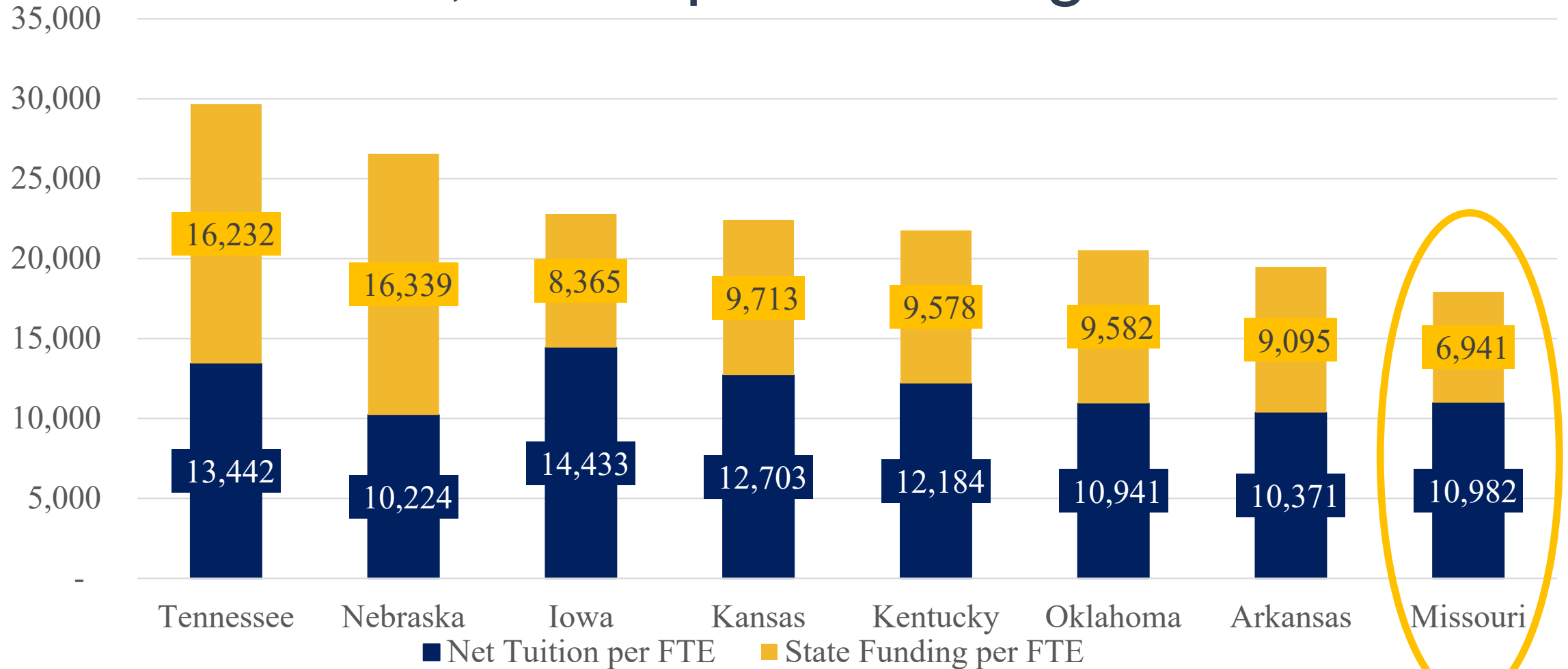
Prices reflect 24 credit hours over the course of a year, the definition of full-time minimum

Undergraduate Tuition – Gross to Net Comparison for flagships/land grants

Green numbers represent 2019 US News rankings



When comparing to universities with medical schools, MU represents a great value

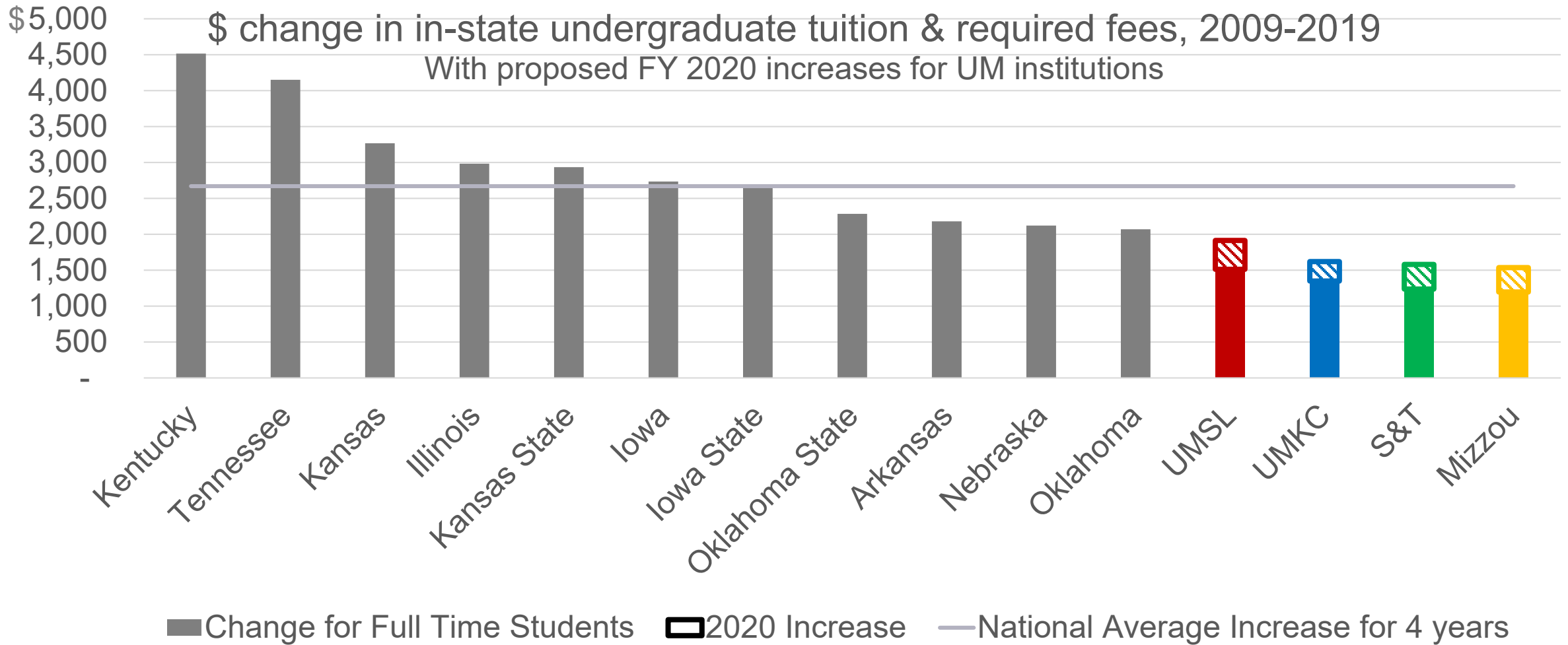


Tennessee, Oklahoma, Arkansas, and Nebraska have separate medical universities that have been combined for this analysis

UM limited increases over the past decade

- Higher Education Student Funding Act (HESFA) changed for this year allowing for a larger increase
 - Tied tuition increases with state funding changes
 - Fall 2019 tuition considers the state funding change from FY 17 to FY 18
- Over the last 10 years, UM has averaged a 1.8% increase while increases by institutions in surrounding states have averaged 3.9% annually
- Over the last 5 years, UM has averaged a 1.3% increase while inflation has increased by 1.5% annually

Even with the proposed increase, UM institutions remain well below increases over last decade



Proposed Resident Undergraduate Tuition

- Tuition for Missouri residents is proposed to increase by \$14-\$17 or 5% per credit hour
- This is below the allowable increase of \$18-\$23 or 6.7% per credit hour under statute

	Per Academic Year			Percent Change	Per Credit Hour	
	2020 to be		Assessed		2020 to be	
	Assessed	Change			Assessed	Change
MU	\$ 8,970	\$ 426.00		5.0%	\$ 299.00	\$ 14.20
UMKC	8,844	420.60		5.0%	292.00	14.02
S&T	8,973	429.00		5.0%	299.10	14.30
UMSL	10,896	519.00		5.0%	362.60	17.30

Other Tuition Rates

	Non-Resident UG		Resident Grad		Non-Resident Grad	
	\$ Change	%	\$ Change	%	\$ Change	%
	per Credit	Change	per Credit	Change	per	Change
MU	\$ 42.80	5.0%	\$ 18.40	5.0%	\$ 50.30	5.0%
UMKC	39.30	5.0%	12.70	3.3%	32.80	3.3%
S&T	34.90	3.9%	16.30	3.9%	0.00	0.0%
UMSL	46.50	5.0%	23.80	5.0%	58.50	5.0%

Increases in Professional Tuition:

- MU School of Medicine increasing tuition by 8%
- UMKC School of Pharmacy increasing tuition by 5%

All mandatory fees and professional school increases are 3% or less.

Other Tuition and Required Fee Proposals

- MU is converting Physical Therapy graduate rates into professional rates by combining graduate tuition and School of Health Professions supplemental fee
- UMSL is proposing to extend Illinois resident rate to graduate students
- S&T is eliminating MBA special rates, students will be charged regular graduate rates
- UMKC is proposing a new library fee of \$3 per credit hour with incremental increases to \$10 per credit hour over seven years. This fee has student approval



University of Missouri System

COLUMBIA | KANSAS CITY | ROLLA | ST. LOUIS

Fiscal Year 2020 Supplemental and Other Related Enrollment Fees
UM

Recommendations are being presented for approval at the May 15, 2019 Board meeting and will be effective with the Fall 2019 term.

Schedules of recommended supplemental fee rates by campus for FY 2020 are located at the end of this document. The changes fall into five broad categories:

- Increases in supplemental fees previously discussed with the Board that were to be phased in over multiple years.
- Small increases in supplemental fees to fund ongoing program costs. The majority of supplemental fee increases fall into this group and will increase at CPI of 1.9%. Some supplemental fee rates will not increase.
- Increases in rates driven by program needs. High cost programs affected are journalism, nursing, and law. Increases in this category vary and are not anticipated to impact program demand.
- Restructured supplemental fees. MU, UMKC and UMSL are requesting approval of restructured fees.
- New supplemental fee. MU is requesting a new College of Education undergraduate supplemental fee.

eLearning, special program delivery, and continuing education instructional fees will increase at the same rate as the tuition rates they are linked to.

May 15, 2019

No. 2

Recommended Action - Fiscal Year 2020 Supplemental and Other Related Enrollment Fees, UM

It was recommended by the respective Chancellors, endorsed by President Choi, recommended by the Finance Committee, moved by Curator _____ and seconded by Curator _____, that the attached schedule of rates for supplemental and other enrollment fees be approved.

1. Supplemental course fees, eLearning, special program delivery, and continuing education instructional fees as shown in the attached schedules and described in the Board materials be approved and become effective beginning with the 2019 fall term.
2. The Board of Curators revokes and repeals all previous supplemental and other enrollment fee schedules and adopts the attached supplemental and other related enrollment fee schedules effective with the 2019 fall term. The Board finds such action to be necessary for the maintenance and operation of the University.

Roll call vote Finance Committee: YES NO

Curator Brncic
Curator Chatman
Curator Layman
Curator Steelman

The motion _____

Roll call vote of Board of Curators: YES NO

Curator Brncic
Curator Chatman
Curator Farmer
Curator Graham
Curator Layman
Curator Phillips
Curator Snowden
Curator Steelman
Curator Sundvold

The motion _____

May 15, 2019

The following materials provide background on supplemental fees and include detailed recommendations concerning supplemental course fees, eLearning and special delivery program fees, and continuing education instructional fees.

Degree programs have wide variation in cost to deliver and expected salary

According to *The Economic Value of College Majors* by the Center on Education and the Workforce at Georgetown University:

“The difference between the life-time wages of college and high school graduates is \$1 million; the difference between the highest and lowest-paying college majors is \$3.4 million”.

There is a wide variation of earnings outcomes for college majors, and the center’s work documented the following average mid-career earnings for college graduates by major:

Figure 1: Mid-career Earnings by Major Category

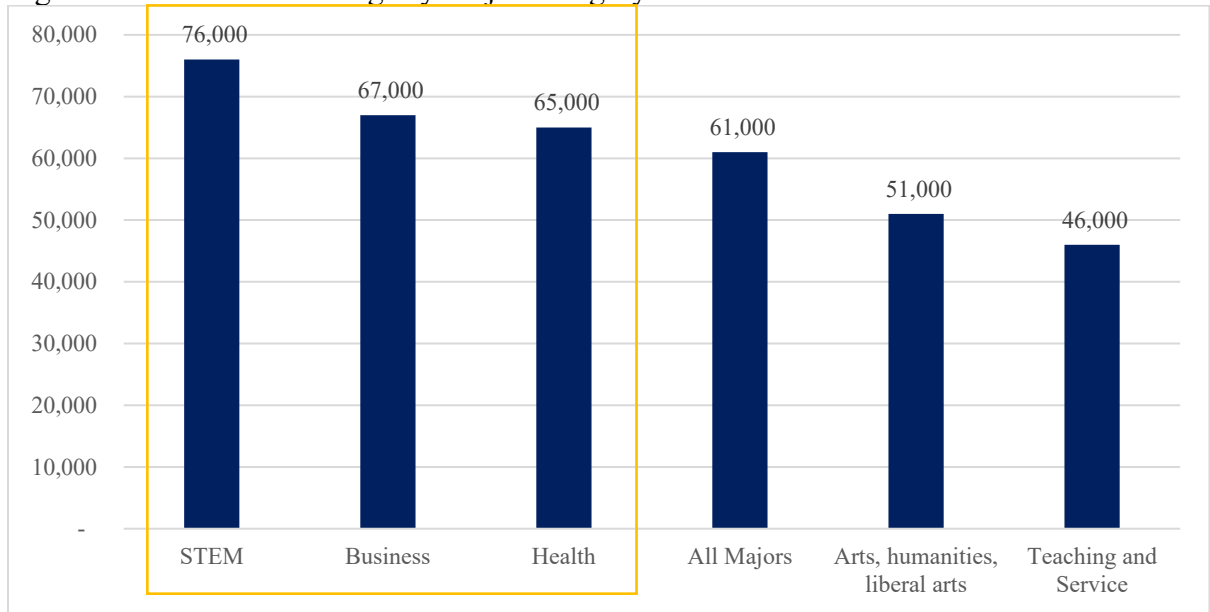


Figure 1 demonstrates differences in earnings by type of major at mid-career. The report also notes a similar gap in starting salaries, although the impact on starting salaries is more muted. The report found growth rates in salaries over time compounded the differences in the major and provided more income over time due to the differences in the growth rate.

Figure 2: Top 5 Degrees Issued by UM Institutions by Major Category (CIP) in 2017

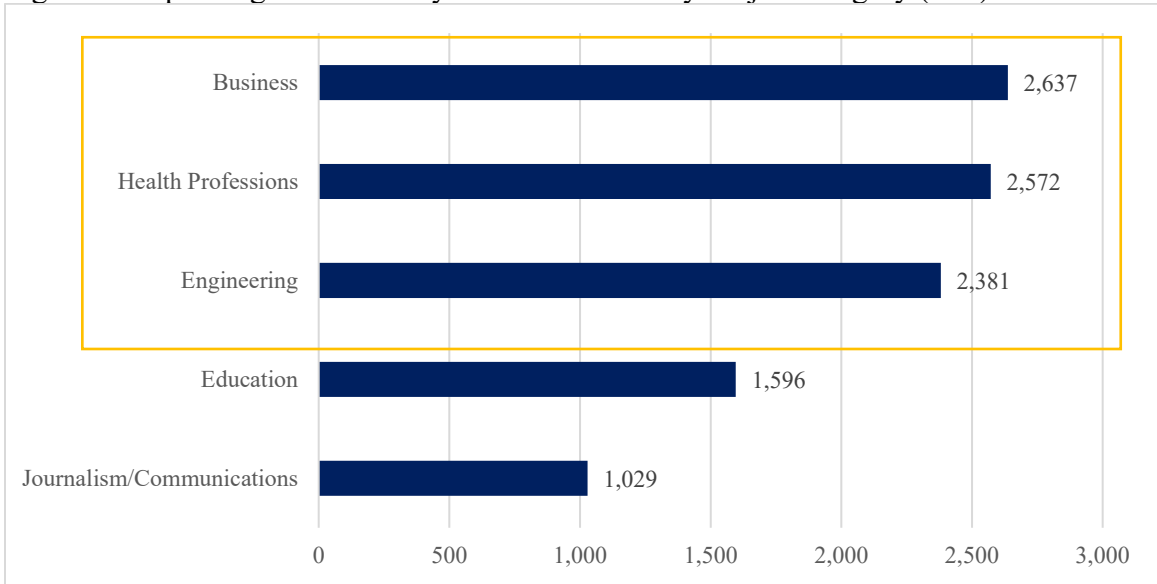
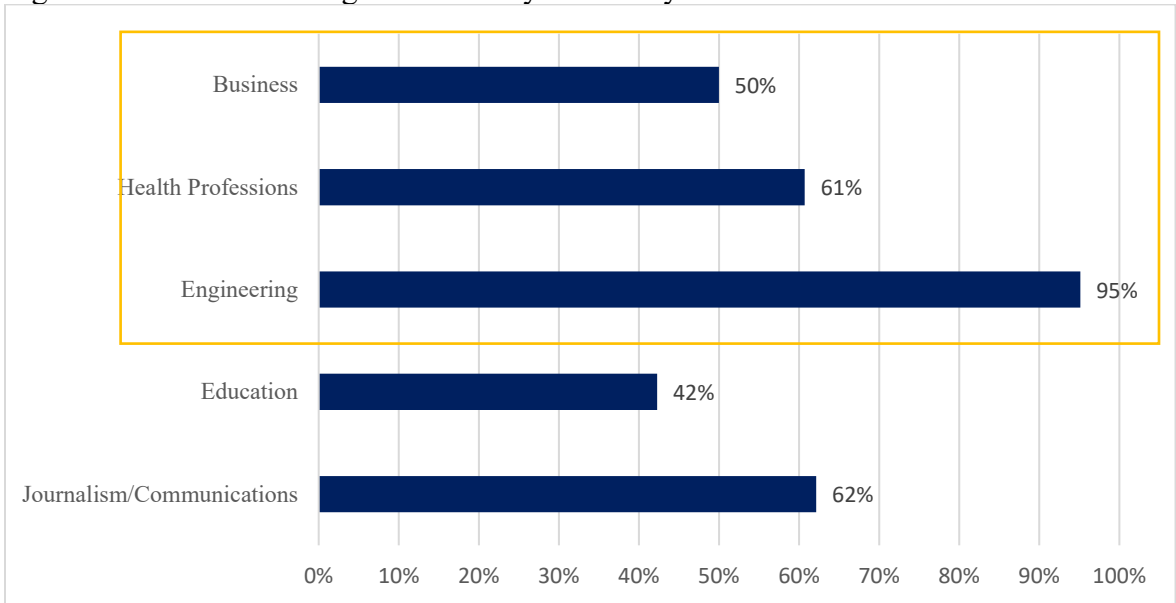


Figure 3: UM Share of Degrees Issued by Public 4-year Institutions in Missouri for 2017



Universities of the University of Missouri issue the majority of degrees in high earning fields from figure 1. UM's share of these degrees is half or more of the degrees issued in the public marketplace. These degrees are also the most expensive degrees to deliver, as the faculty tend to be highly sought after by industry with higher salaries.

Differential Pricing

Differential pricing has become standard for high cost degree programs at public research universities. The following table shows differential pricing strategies and impacted programs at flagships and land grants from surrounding states:

Table 1: Differential Pricing Methodologies from Surrounding States

Institution	Differential Tuition	Course / Program Fees	Differential Charge Programs
University of Missouri		X	Agriculture, A&S, Business, Education, Engineering, Health Professions, Journalism, Nursing, Music, etc.
Iowa State University	X		Architecture, Junior & Senior in Business, Engineering, Experiential Learning Based Majors, and Technology, etc.
Kansas State University		X	Business, Engineering, Architecture, Agriculture, A&S, Human Ecology
Oklahoma State University		X	Agriculture, A&S, Health Sciences, Business, Education, Engineering
University of Arkansas	X	X	Differential tuition for Architecture, Nursing; program/course fees for Agricultural, A&S, Business, Engineering, Education and Health Professions
University of Illinois - Urbana-Champaign	X	X	Differential tuition for Business, Engineering, Fine Arts, and selective majors in Media, Agricultural, Consumer & Environmental Sciences, Chemistry & Life Science; wide-spread course fees
University of Iowa	X	X	Higher differential tuition for Business, Engineering; wide-spread course fees
University of Kansas		X	Architecture, Business, Education, Engineering, Music/Arts, Journalism, Social Welfare
University of Kentucky	X	X	Differential Rates for Lower/Upper Division students; wide-spread course fees
University of Nebraska - Lincoln	X		Differential tuition for Architecture, Business, Engineering
University of Oklahoma		X	Architecture, A&S, Atmospheric & Geo Science, Business, Earth & Energy, Education, Engineering, Fine Arts, Journalism
University of Tennessee		X	Engineering, Business, Nursing, Architecture, etc.

Source: University of Missouri Office of Finance Research from published rates on websites


For the purposes of this analysis:

- Differential Tuition is defined as a price variation defined at the *student* level, meaning the student pays the fee no matter what classes they take. In the case of a student seeking a degree in business taking a class in Arts & Sciences, the student would pay the Business rate for Differential Tuition.
- Supplemental Fees are defined as a price variation charged at the *course* level, meaning every student in the class pays the fee based on the class. In the case of a student seeking a degree in business taking a class in Arts & Sciences, the student would pay the Arts & Sciences rate for a Supplemental Fee.

As noted in the table above, differential pricing is the standard for research universities in surrounding states. The majority of universities in surrounding states utilize the supplemental fee model to differentiate on price, with several using course fees in addition to differential pricing by degree program. Differential pricing is very common amongst similar programs, especially high cost programs such as engineering and business.

May 15, 2019

Supplemental course fees are assessed for enrollment in specific courses and are not subject to the Higher Education Student Funding Act (HESFA, Section 173.1003, RSMo, commonly referred to as SB389.) Supplemental fees represent about 10% of tuition and fees for the university. The following charts show percentages for each of the four campuses. While they are not a significant part of the total tuition and fees budget, they can be critically important in meeting strategic needs of particular schools, colleges, and programs. These recommendations are based on specific needs of programs, cost of program delivery, relative price in the market for comparable programs, and student demand. Supplemental academic fees are commonly used in major institutions similar to the University of Missouri campuses and in surrounding states.



Schedules of proposed supplemental fee rates by campus for FY 20 are at the end of this document. The changes fall into five broad categories described in the following paragraphs.

Increases in supplemental fees previously discussed with the Board that were to be phased in over multiple years.

- **MU** Health Management and Informatics course fee was approved in FY 19 for \$40 per credit hour with phased increases of \$4 per credit hour each year for FY 20 and FY 21. This fee helps finance student activities such as case competitions, alumni networking events, and related professional development costs.
- **UMKC** Nursing/BHS/BSPH Clinical/Internship Course Fee was approved in FY 19 at \$215 per credit hour and to increase \$10 per credit hour for each of the next five years (FY 19 – FY 23).
- **UMKC** Nursing Simulation Course Fee was approved in FY 19 at \$40 per credit hour and to increase by \$10 per credit hour for each of the next five years (FY 19 – FY 23).

Small increases in supplemental fees to fund ongoing program costs. The majority of supplemental fee increases fall into this group and will increase at CPI of 1.9%, while some supplemental fee rates will not change.

Increases in rates driven by program needs. High cost programs affected are journalism, nursing, and law. Increases in this category vary and are described below. Increases in fees are not anticipated to impact program demand.

- **MU School of Journalism** is proposing its course fee to increase by \$29.20 per credit hour. The School has redesigned curriculum for undergraduate student education to involve hands-on experiential education at freshman and sophomore level degree offerings. Curriculum change requires additional adjunct instructors to meet accreditation standards of 20-1 student/teacher ratio in experiential coursework and new courses rely heavily on Open Educational Resources. The student fee will largely support these additional instructors, which will improve retention efforts and jump start professional development. Additional funds may also be used specifically to fund a full-time career services professional or an academic retention specialist focused on improving academic outcomes for at-risk students.
- **MU Sinclair School of Nursing Undergraduate Course Fee** proposes a \$32.50 increase per credit hour. Training of health professionals, including nurses, increasingly relies on simulation to supplement clinical training. Costs of this training are escalating and include everything from disposable supplies, to highly sophisticated equipment, to trained actors. Tuition is not adequate to cover these costs.
- **UMKC Law School** is requesting to increase the Legal Technology fee to \$9 per credit hour, a 5.9% increase. This fee increase request is designed to cover the cost of the software used in the bar preparation program.

Restructured supplemental fees. MU, UMKC and UMSL are requesting approval of restructured supplemental fees described below.

- **MU School of Music** is requesting a change to the current \$263.10 per semester fee to \$161.10 per credit hour fee to better align costs with students receiving studio instruction. The change is intended to be budget neutral in total but adjusting to a per credit hour fee is a more equitable method to align cost to students based on amount of instruction received.
- **MU College of Arts & Science** is proposing to expand their supplemental fee to instruction intensive courses where large lecture components are less effective for student learning. These would be courses with enrollment caps of 49 or fewer students based on curricular design of the class, not courses that simply end up having 49 or fewer students enrolled as a result of low student demand. Classes included in this fee include English Composition and College Algebra, where smaller class size leads to a better experience for students. In addition, the Truman School was relocated to become part of the College of Arts and Science in FY 18. The college is proposing to consolidate to one rate adopting the Truman School Course Fee. This change aligns course fees under A&S at \$43.30 per credit hour.

May 15, 2019

- **MU** is proposing to recognize separate School of Medicine and College of Veterinary Medicine Course Fees from the College of Arts & Science Course Fee in an effort to increase transparency. Courses formerly assessed the Science Lab Fee were approved in FY 15 to be included under the College of Arts & Science Course Fee. Identification of the fee by school/college is consistent with the descriptions of the fee students see on the MU Cashiers website and on their bills. Separation of fees is also necessary because School of Medicine has requested an increase to the fee charged to their courses by \$40 per year over a two year period from the current \$40.80 per credit hour to \$80 in FY 20 then \$120 in FY 21. Veterinary Medicine Course Fees are proposed to be \$41.60 for FY 20.
- **MU** College of Agriculture, Food and Natural Resources is proposing to split their existing supplemental fee into a lower division fee and an upper division/graduate courses fee. The college is proposing a rate of \$90.00 per credit hour for the upper/graduate fee and increasing the lower division rate by CPI to \$54.20. This fee will allow the college to improve educational experiences critical to the students' academic success and career readiness.
- **UMKC** College of Arts and Sciences is proposing a \$13.60 per credit hour increase to the Studio Arts fee. The fee increase will be used to purchase consumables used by art students currently paid for by students themselves. Instead of students purchasing their own supplies, such as paint, ink, paper, and canvases, the Department of Art & Art History would purchase student consumables from incremental revenue generated from the fee increase. The Department can purchase these items in bulk at a lower overall cost ultimately saving money for students.
- **UMKC's** Department of Chemistry is in the process of moving from College of Arts and Sciences and merging with School of Biological Sciences (SBS), into a new unit called School of Biological and Chemical Science. UMKC is proposing a restructured fee to expand the current \$25 per credit hour Biological Science course fee to all SBS courses, including Department of Chemistry courses. If this new Biology and Chemistry Course fee is approved, the current \$14 per credit hour Arts and Science lab for Chemistry laboratory courses will not be assessed. The proposed course fee will apply the SBS course fee to all students taking Chemistry courses. Funds generated by proposed fees will be used exclusively for supplies, equipment maintenance, staffing, and operations of SBS and Chemistry teaching laboratories.
- **UMKC's** Theatre Department is in the process of moving from College of Arts and Sciences and merging with the Conservatory. As a result, all new theatre students will be assessed appropriate Conservatory program fees proposed to be \$45.86 for undergraduate and \$61.14 for graduate students.
- **UMSL** will no longer be charging Art History and Theater and Dance supplemental fees due to those majors no longer being offered.

May 15, 2019

New supplemental fee.

- **MU** is requesting a new College of Education undergraduate supplemental fee of \$98 per credit hour for the Applied Behavioral Analyst (ABA) program. This program was recently transferred from School of Health Professions to College of Education. This new rate is a slight decrease to what students paid previously in School of Health Professions and is needed due to complexity of the program.

Other Related Enrollment fees.

eLearning, special program delivery, and continuing education instructional fees will increase at the same rate as the tuition rates they are linked to. These fees are primarily used for special instructional courses provided by contract to corporations or other entities. Contracted rates vary based on instruction and the contract but must fall within a range greater than the resident undergraduate tuition rate and less than an approved maximum.

Detailed supplemental fee schedules and other related enrollment fee schedules for FY 20 are shown below and on the following pages.

UNIVERSITY OF MISSOURI - Columbia
Supplemental Course Fees and Other Enrollment Fees
Beginning with the 2019 Fall Session

SUPPLEMENTAL FEES	2018-2019 RATES		2019-2020 RATES		Percentage Change	Dollar Change
	Per Credit Hour Rate	Flat Rate	Per Credit Hour Rate	Flat Rate		
<i>Information Technology Fee *</i>	\$13.77		\$14.03		1.9%	\$0.26
College of Ag, Food and Natural Resources Course Fee	\$53.20		\$54.20		1.9%	\$1.00
College of Ag, Food & Natural Resources Course Fee Upper Div & Grad	\$53.20		\$90.00		69.2%	\$36.80
College of Arts & Science Course Fee ***	\$40.80		\$43.30		6.1%	\$2.50
School of Medicine Course Fee ****	\$40.80		\$80.00		96.1%	\$39.20
College of Veterinary Medicine Course Fee *****	\$40.80		\$41.60		2.0%	\$0.80
Trulaske College of Business Undergraduate Course Fee	\$94.50		\$96.30		1.9%	\$1.80
Trulaske College of Business Graduate Course Fee	\$110.70		\$112.80		1.9%	\$2.10
Trulaske College of Business Undergraduate Excellence Fee		\$200.00		\$203.80	1.9%	\$3.80
College of Education Course Fee	\$52.00		\$53.00		1.9%	\$1.00
Applied Behavioral Analysis Course Fee	n/a		\$98.00		n/a	n/a
College of Engineering Course Fee	\$210.00		\$214.00		1.9%	\$4.00
School of Health Professions Course Fee	\$100.20		\$102.10		1.9%	\$1.90
Health Management and Informatics Course Fee	\$40.00		\$44.00		10.0%	\$4.00
School of Journalism Course Fee	\$80.80		\$110.00		36.1%	\$29.20
Sinclair School of Nursing Clinical Nursing Graduate Fee	\$209.20		\$213.20		1.9%	\$4.00
Sinclair School of Nursing Undergraduate Course Fee	\$108.20		\$140.70		30.0%	\$32.50
College of Human Environmental Sciences Course Fee	\$58.00		\$59.10		1.9%	\$1.10
Truman School Course Fee	\$43.30		n/a		n/a	n/a
Accountancy Program Fee		\$555.10		\$565.60	1.9%	\$10.50
Medical School Laboratory/Resource Fee		\$811.00		\$826.40	1.9%	\$15.40
Applied Music Fee		\$263.10	\$161.10		n/a	n/a
Graduate Distance Program & Special Delivery Tuition - Minimum	\$367.60		\$386.00		5.0%	\$18.40
Graduate Distance Program & Special Delivery Tuition - Maximum	\$1,786.80		\$1,876.10		5.0%	\$89.30
Undergrad Distance Program & Special Delivery Tuition - Minimum	\$287.90		\$299.00		3.9%	\$11.10
Undergrad Distance Program & Special Delivery Tuition - Maximum	\$856.90		\$899.70		5.0%	\$42.80
Examination Only - Graduate Enrollment (tuition)		\$367.60		\$386.00	5.0%	\$18.40
CE Instructional Fee (for credit) - Minimum	\$287.90		\$304.00		5.6%	\$16.10
CE Instructional Fee (for credit) - Maximum	\$1,276.30		\$1,340.10		5.0%	\$63.80

* Falls under SB389

UNIVERSITY OF MISSOURI - Kansas City
Supplemental Course Fees and Other Enrollment Fees
Beginning with the 2019 Fall Session

SUPPLEMENTAL FEES	2018-2019 RATES		2019-2020 RATES		Percentage Change	Dollar Change
	Per Credit Hour	Flat Rate	Per Credit Hour Rate	Flat Rate		
<i>Information Technology Fee *</i>	\$14.40		\$14.67		1.9%	\$0.27
Counseling Psychology Graduate Course Fee	\$38.40		\$38.40		0.0%	\$0.00
Bloch School Graduate Business Supplemental Fee	\$102.50		\$104.40		1.9%	\$1.90
Bloch School Undergraduate Course Fee	\$71.00		\$72.30		1.8%	\$1.30
Bloch School Public Administration Graduate Course Fee	\$40.70		\$41.50		2.0%	\$0.80
School of Biological Sciences Fee	\$25.00		\$25.00		0.0%	\$0.00
School of Education Course Fee	\$17.30		\$17.60		1.7%	\$0.30
Engineering Course Fee	\$88.20		\$89.90		1.9%	\$1.70
Legal Technology Fee (Law School)	\$8.50		\$9.00		5.9%	\$0.50
Nursing/BHS/BSPH Clinical/Internship Course Fee **	\$215.00		\$225.00		4.7%	\$10.00
A&S Media Studies Lab/Studio Fee	\$34.50		\$35.20		2.0%	\$0.70
A&S Science Lab Fee	\$14.00		\$14.30		2.1%	\$0.30
A&S Geosciences Lab Fee	\$14.00		\$14.30		2.1%	\$0.30
A&S Studio Arts Fee	\$31.40		\$45.00		43.3%	\$13.60
Online Course Fee	\$45.90		\$46.80		2.0%	\$0.90
Conservatory Undergraduate Program fee	\$45.00		\$45.90		2.0%	\$0.90
Conservatory Graduate Program fee	\$60.00		\$61.10		1.8%	\$1.10
Nursing Simulation Course Fee	\$40.00		\$50.00		25.0%	\$10.00
Social Work Field Graduate Education Fee	\$25.50		\$26.00		2.0%	\$0.50
Graduate eLearning and Special Program Delivery Minimum	\$384.90		\$397.60		3.3%	\$12.70
Graduate eLearning and Special Program Delivery Maximum	\$993.70		\$1,026.50		3.3%	\$32.80
Examination Only - Graduate Enrollment		\$384.90		\$397.60	3.3%	\$12.70
CE Instructional Fee (for credit) - Minimum	\$283.80		\$299.70		5.6%	\$15.90
CE Instructional Fee (for credit) - Maximum	\$993.70		\$1,026.50		3.3%	\$32.80

* Falls under SB389

** Expanding fee to Bachelor of Health Sciences (BHS), BS in Public Health (BSPH) internship courses

MISSOURI UNIVERSITY OF SCIENCE AND TECHNOLOGY
Supplemental Course Fees and Other Enrollment Fees
Beginning with the 2019 Fall Session

SUPPLEMENTAL FEES	2018-2019 RATES		2019-2020 RATES		Percentage Change	Dollar Change
	Per Credit Hour Rate	Flat Rate	Per Credit Hour Rate	Flat Rate		
<i>Information Technology Fee *</i>	\$14.60		\$15.30		4.8%	\$0.70
Engineering & Computing Course Fee	\$210.00		\$214.00		1.9%	\$4.00
Sciences Course Fee	\$210.00		\$214.00		1.9%	\$4.00
Business and Information Technology Course Fee	\$100.00		\$101.90		1.9%	\$1.90
Undergraduate eLearning (distance students only) Minimum	\$287.90		\$304.00		5.6%	\$16.10
Undergraduate eLearning (distance students only)	\$895.80		\$930.70		3.9%	\$34.90
Graduate eLearning and Special Program Delivery Minimum	\$419.20		\$435.50		3.9%	\$16.30
Graduate eLearning and Special Program Delivery Maximum	\$3,000.00		\$3,000.00		0.0%	\$0.00
Examination Only - Graduate Enrollment		\$419.20		\$435.50	3.9%	\$16.30
CE Instructional Fee (for credit) - Minimum	\$287.90		\$304.00		5.6%	\$16.10
CE Instructional Fee (for credit) - Maximum	\$3,000.00		\$3,000.00		0.0%	\$0.00

* Falls under SB389

May 15, 2019

UNIVERSITY OF MISSOURI - St. Louis
Supplemental Course Fees and Other Enrollment Fees
Beginning with the 2019 Fall Session

	2018-2019 RATES		2019-2020 RATES		Percentage Change	Dollar Change
	Per Credit Hour Rate	Flat Rate	Per Credit Hour Rate	Flat Rate		
SUPPLEMENTAL FEES						
College of Business Administration Graduate Course Fee	\$117.40		\$119.60		1.9%	\$2.20
College of Business Administration Undergraduate Course Fee	\$81.70		\$83.30		2.0%	\$1.60
Art History Supplemental Course Fee *	\$3.40		n/a		n/a	n/a
College of Education Supplemental Course Fee	\$28.60		\$29.10		1.7%	\$0.50
Engineering Course Fee	\$177.00		\$180.40		1.9%	\$3.40
Media & Communications Studies Lab/Studio Course Fee	\$32.70		\$33.30		1.8%	\$0.60
Nursing Undergraduate Course Fee	\$220.10		\$220.10		0.0%	\$0.00
Nursing DNP Fee	\$255.30		\$255.30		0.0%	\$0.00
Online Fee for 100% online courses	\$62.30		\$62.30		0.0%	\$0.00
Online Fee for partially (75%-99%) online courses	\$52.10		\$52.10		0.0%	\$0.00
Online Fee for blended (30%-74%) online courses	\$26.00		\$26.00		0.0%	\$0.00
College of Arts & Sciences Science Lab Fee	\$25.50		\$26.00		2.0%	\$0.50
Arts & Sciences Supplemental Fee	\$10.40		\$10.60		1.9%	\$0.20
Social Work Supplemental Fee Undergraduate	\$18.40		\$18.70		1.6%	\$0.30
Social Work Supplemental Fee Graduate	\$20.40		\$20.80		2.0%	\$0.40
Studio Arts Fee, UMSL (BFA)	\$35.70		\$36.40		2.0%	\$0.70
Theater and Dance Supplemental Course Fee *	\$35.70		n/a		n/a	n/a
Applied Music Fee		\$347.10		\$353.70	1.9%	\$6.60
Patients Care Center Supplemental Fee		\$900.00		\$900.00	0.0%	\$0.00
Graduate eLearning and Special Program Delivery Minimum	\$494.10		\$494.10		0.0%	\$0.00
Graduate eLearning and Special Program Delivery Maximum	\$2,000.00		\$2,000.00		0.0%	\$0.00
Examination Only - Graduate Enrollment		\$494.10		\$494.10	0.0%	\$0.00
CE Instructional Fee (for credit) - Minimum	\$362.60		\$369.30		1.8%	\$6.70
CE Instructional Fee (for credit) - Maximum	\$2,000.00		\$2,000.00		0.0%	\$0.00

* Fees eliminated as programs no longer exist


May 15, 2019

University of Missouri System
Board of Curators
May 15, 2019
Finance Committee

Fiscal Year 2020 Supplemental and Other Related Enrollment Fees
UM

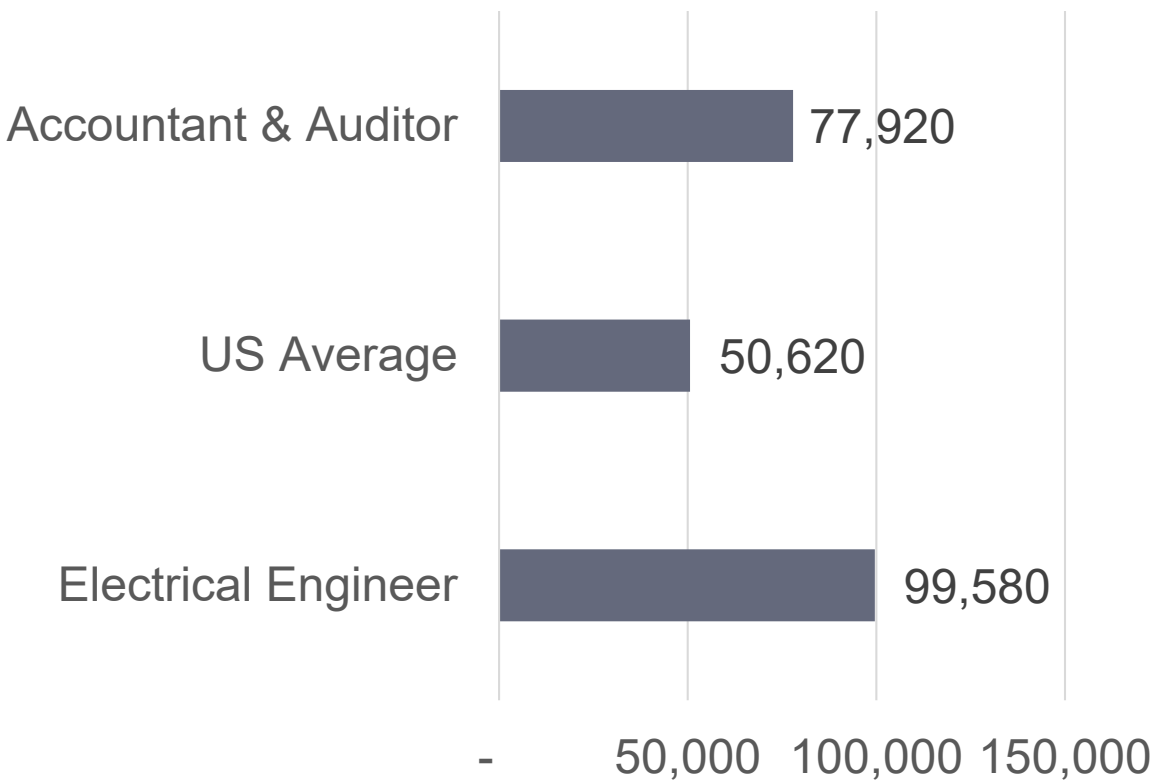


Tuition & Supplemental Course Fees still represent a small portion of total revenue

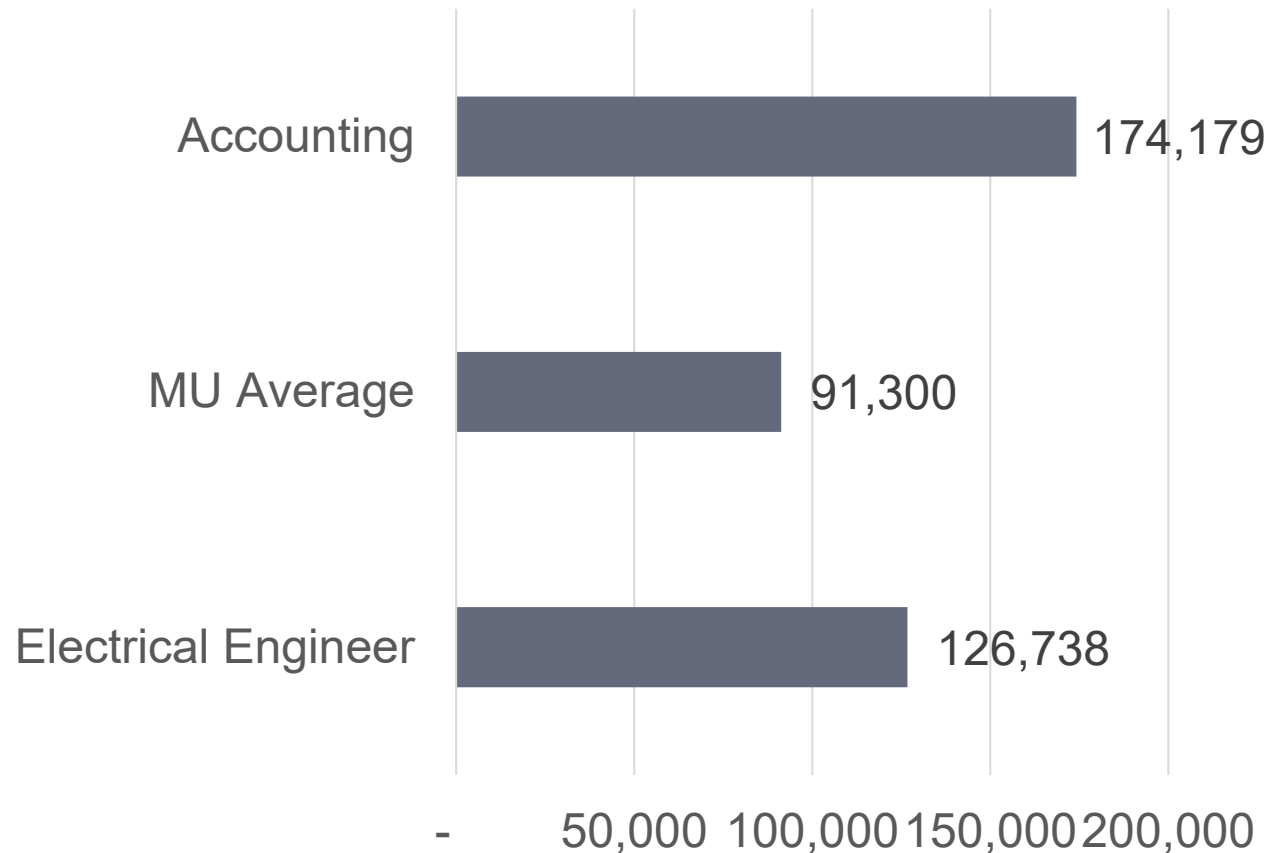


Price differentiation follows faculty salary and degree earnings

Occupational Earnings Compared to Average



MU Faculty Salary to Average



Supplemental Fees/Differential Tuition reflect this and are the market pricing mechanism

University	Differential Tuition	Course Fees
Iowa State	X	
Kansas State		X
Oklahoma State		X
University of Arkansas	X	X
University of Illinois	X	X
University of Iowa	X	X
University of Kansas		X
University of Kentucky	X	X
University of Nebraska	X	
University of Oklahoma		X
University of Tennessee		X

Common Fee Areas:

- Agriculture
- Business
- Engineering
- Health Sciences
- Journalism
- Nursing
- Sciences/Labs

Surrounding research universities already differentiate pricing by programs and classes – and this trend will continue into the future.

Supplemental Course Fees

- Five categories of supplemental fee increases are recommended for FY2020:
 - Increases previously discussed with the Board to be phased in over multiple years – discussed in mailing
 - Small increases in supplemental fees to fund ongoing program costs – discussed in mailing
 - Increases in rates driven by program needs
 - Proposed new and restructured supplemental fees
 - Removed fees (MU Truman School, UMSL Art History, UMSL Theatre & Dance) – discussed in mailing

Supplemental Fee Increases driven by Program Needs

- MU

- School of Journalism – fee to expand experiential education
- School of Nursing – fee to improve clinical simulation

- UMKC

- Law School legal technology – fee to cover new bar preparation software

Restructured Supplemental Fees

- MU
 - MU School of Music - Applied music course fee changed from per semester to per credit hour (budget neutral)
 - College of Art & Sciences – course fee extended to any courses less than 50 students
 - School of Medicine & Veterinary Medicine - course fees separated from the College of Arts & Science Course fee to increase transparency
 - CAFNR - proposing to separate course fee between lower level and upper level & graduate courses and charging an increased rate for upper level & graduate
 - College of Education - Applied Behavioral Analysis course fee shown separately as the program is moving from School of Health professions to College of Education. Fee will be a decrease over what was charged in Health Professions (new fee)

Restructured Supplemental Fees

- UMKC

- School of Biological and Chemical Science - Chemistry courses will be assessed \$25 per credit hour science lab fee in replacement of \$14 per credit hour A&S science lab fee with the School reorganization
- College of Arts and Sciences – Increased studio arts fee to allow for the bulk purchase of art supplies by the department. By purchasing supplies in bulk and charging as a fee, student costs should decrease



University of Missouri System

COLUMBIA | KANSAS CITY | ROLLA | ST. LOUIS

Project Approval
Translational Precision Medicine Complex (TPMC)

The University of Missouri requests Project Approval for the Translational Precision Medicine Complex (TPMC) project, with a total project budget of \$221,000,000. At the September 2018 meeting, the Board approved employing Burns & McDonnell Engineering Company, Inc., Kansas City, Missouri, as the architect/engineer for this project.

Translational medicine brings researchers and clinicians together in a multi-disciplinary, collaborative setting supported by advanced technology and data analysis tools. The NIH has identified translational medicine research as a major focus for grant funding. The TPMC will integrate multidisciplinary laboratory space with advanced analytical instrumentation, computational processing, and pilot scale manufacturing under one roof, providing the synergistic platform needed for integration of biomedical, electrical, biomolecular, and mechanical and industrial engineering with both veterinary and human medicine.

The Translational Precision Medicine Complex (TPMC) will consist of a 265,000 gross square foot (GSF), five story facility (basement and four floors above grade), plus mechanical penthouse level; sited along Hospital Drive at the corner of Virginia Avenue. This location is an important campus nexus for interdisciplinary activities involving MU Health Care and campus research core facilities. The basement level will house the vivarium and imaging center. A clean room/GMP space, chemical and biological wet laboratories, computational space, seminar and visualization space, and café and collaboration areas will be located on the first floor. Chemical and biological wet laboratories, computational space, offices, seminar, collaboration areas, and innovation space are located on second, third and four floors. The Innovation space is available to allow for evolving strategic partnerships with industry. The project is anticipated to earn USGBC LEED Certification.

Project delivery will be by Construction Manager at Risk (CMR) and the construction cost is estimated at \$675/GSF with construction completion planned to facilitate occupancy in October 2021.

Project funding will be provided by a minimum of \$100,000,000 from University unrestricted funding and a not to exceed \$121,000,000 from long-term debt financing. The project funding plan anticipates contributions of up to \$10,000,000 from the State; up to \$100,000,000 from private gifts; and up to \$12,290,000 from the Veterans Affairs Department. To the extent these contributions are secured and additional private gifts, state support and/or federal funding becomes available, the amount of long-term financing required (\$121,000,000) will be reduced accordingly. In addition to long-term financing, the project funding plan may utilize short-term financing, pending the final receipt of funds from external sources.

May 15, 2019

No. 3

Recommended Action - Project Approval, Translational Precision Medicine Complex (TPMC)

It was recommended by Vice President Rapp, endorsed by President Choi, recommended by the Finance Committee, moved by Curator _____ and seconded by Curator _____, that the following action be approved:

the project approval for Translational Precision Medicine Complex

Funding of the project budget is from:

University Unrestricted Funds (minimum)	\$100,000,000
Long – Term Debt (not to exceed)	<u>\$121,000,000</u>
Total	<u>\$221,000,000</u>

Roll call vote of the Committee:	YES	NO
Curator Brncic		
Curator Chatman		
Curator Layman		
Curator Steelman		

The motion _____.

Roll call vote:	YES	NO
Curator Brncic		
Curator Chatman		
Curator Farmer		
Curator Graham		
Curator Layman		
Curator Phillips		
Curator Snowden		
Curator Steelman		
Curator Sundvold		

The motion _____.

May 15, 2019

No. 1

Recommended Action – Resolution for Executive Session of the Board of Curators Meeting May 15, 2019

It was moved by Curator _____ and seconded by Curator _____, that there shall be an executive session with a closed record and closed vote of the Board of Curators meeting May 15, 2019 for consideration of:

- **Section 610.021(1), RSMo**, relating to matters identified in that provision, which include legal actions, causes of action or litigation, and confidential or privileged communications with counsel; and
- **Section 610.021(3), RSMo**, relating to matters identified in that provision, which include hiring, firing, disciplining, or promoting of particular employees; and
- **Section 610.021(12), RSMo**, relating to matters identified in that provision, which include sealed bids and related documents and sealed proposals and related documents or documents related to a negotiated contract; and
- **Section 610.021 (13), RSMo**, relating to matters identified in that provision, which include individually identifiable personnel records, performance ratings, or records pertaining to employees or applicants for employment.

Roll call vote of the Board:	YES	NO
Curator Brncic		
Curator Chatman		
Curator Farmer		
Curator Graham		
Curator Layman		
Curator Phillips		
Curator Snowden		
Curator Steelman		
Curator Sundvold		

The motion _____.

May 15, 2019

No. 2

Recommended Action - Adjourn Public Session of the Board of Curators Meeting
and Committee Meeting, May 15, 2019

It was moved by Curator _____ and seconded by Curator _____, that
the Public Session of the Board of Curators meeting and committee meeting, May 15,
2019, be adjourned.

Roll call vote:	YES	NO
-----------------	-----	----

Curator Brncic

Curator Chatman

Curator Farmer

Curator Graham

Curator Layman

Curator Phillips

Curator Snowden

Curator Steelman

Curator Sundvold

The motion _____.

Time: _____ Date: _____

May 15, 2019